



## Plant Life

Fact Card

1

Giant Redwood trees in California are the tallest trees in the world. They can grow to be over 112 meters (370 feet) tall.



## Plant Life

Fact Card

2




Bristlecone Pine trees are the oldest trees in the world. One Bristlecone Pine tree in California is over 4,700 years old!

## Plant Life

Fact Card

3

Chlorophyll is the substance in plants that makes the leaves green. Plants use chlorophyll to make food and oxygen.

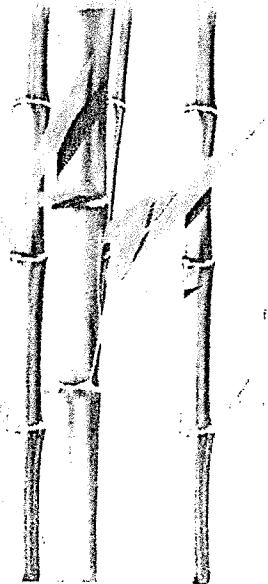


## Plant Life

Fact Card

4

Bamboo is one of the fastest growing plants in the world. It can grow over 1 meter (about 3 feet) in a single day.





## Plant Life

Fact Card

5



A Venus flytrap is one of the only plants that can eat animals! When a fly or other small animal lands on its mouth, the Venus flytrap snaps shut and eats it! Venus flytraps can eat flies, beetles, butterflies, caterpillars, and even frogs!

## Plant Life

Fact Card

6

Plants are able to make their own food in their leaves. The type of food they make is sugar.



## Plant Life

Fact Card

7

A plant uses its roots to soak up vitamins and minerals. It also stores food in its roots.



## Plant Life

Fact Card

8

There are about 800 kernels on an ear of corn. Each kernel is a seed that can produce a new corn plant.




## Plant Life

Fact Card

9

Bananas grow on tall plants, not trees. They are the largest plants in the world that do not have wooden stems.




## Plant Life

Fact Card

10

Cactus stems are usually very thick, because they store water inside. Cactus roots are usually very long, so they can find water over a large area.



## Plant Life

Fact Card

11

A sunflower will always point towards the sun. It will even move as the sun moves across the sky!



## Plant Life

Fact Card

12



Flowers produce seeds for a plant. Seeds usually appear in the center of a flower, when the flower's petals fall off.




## Plant Life

Fact Card

13

Some plants (like Ferns) don't have seeds. They have spores on the back of their leaves. Spores fall off the leaf and make a new plant.



## Plant Life

Fact Card

14



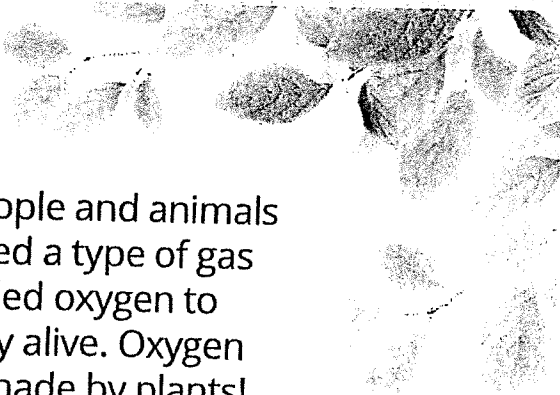
There are over 375,000 known species of plants on Earth.

## Plant Life

Fact Card

15

People and animals need a type of gas called oxygen to stay alive. Oxygen is made by plants! Plants need a gas called carbon dioxide (made by people and animals) to stay alive.



## Plant Life

Fact Card

16



The coconut is the largest seed in the world.






## Plant Life

Fact Card

17




Strawberries are the only fruits with the seeds on the outside.

## Plant Life

Fact Card

18



Wild fig trees in South Africa have roots that are almost 120 meters (about 400 feet) deep in the ground.

Name \_\_\_\_\_

1) What type of tree is the tallest tree in the world?

- A) The Giant Red tree                      B) The Buckeye tree
- C) The Oak tree                              D) The Palm tree

2) What type of tree is the oldest in the world?

- A) Apple tree                              B) Coconut tree
- C) Bristlecone pine                      D) Giant red tree

3) What is the name of the substance that makes plants green?

- A) Water                                      B) sunshine
- C) Alge                                        D) chlorophyll

4) Which type of plant can grow over one meter in a single day?

- A) bamboo                                      B) aloe
- C) tomato                                      D) fern

5) Circle four things a Venus flytrap might eat.

- A) flies, beetles                              B) butterflies, caterpillars
- C) lady bugs, flowers                      D) grass, ants

6) Do plants make food in their stems, flowers, roots or leaves?

- A) stems                                        B) flowers
- C) roots                                        D) leaves

7) Circle two things a plant needs roots for.

- A) soak up vitamins and minerals      B) to look bigger      C) store food      D) to be stronger

- 8) About how many kernels are on an ear of corn?
- A) 400                      B) 600  
C) 200                      D) 800
- 9) What is the largest type of plant in the world that does not have a wooden stem?
- A) fern                      B) aloe                      C) banana                      D) bamboo
- 10) Why are cactus stems usually very thick?
- A) stems store water                      B) stems hold the plant  
C) stems produce food                      D) stems absorb sunlight
- 11) In which direction do sunflowers point?
- A) away from the sun                      B) towards the shade  
C) towards the sun                      D) away from the wind
- 12) What do flowers produce?
- A) pollen                      B) air                      C) seeds                      D) honey
- 13) What do ferns have instead of seeds?
- A) thorns                      B) spores  
C) flowers                      D) bumps
- 14) How many species of plants exist on earth?
- A) 1 million                      B) 375,000  
C) 150                      D) 900
- 15) What type of gas do animals and people need to stay alive?
- A) carbon dioxide                      B) sun light  
C) water                      D) oxygen

16) What is the largest type of seed in the world?

- A) pumpkin                      B) coconut
- C) apple                        D) banana

17) How are strawberry seeds unique?

- A) seeds are on the leaves              B) strawberries don't have seeds
- C) the seeds are on the inside        D) the seeds are on the outside

18) What African tree species has roots that are 120 meters deep?

- A) wild fig trees                      B) marula
- C) sausage tree                        D) desert date


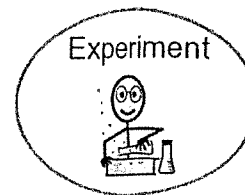


NEED

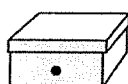


# experiment

## Do We Need Light to See?



shoebox with lid and small hole

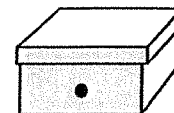


small object



### What We Know:

- We use our eyes to see objects around us.
- A box with a lid on is dark inside.
- A box without a lid gets light inside.



### Step 1: Ask a Question

- Do we need light to see objects?



### Step 2: Make a Guess / Hypothesis


I think...



We need  
light to see  
objects.



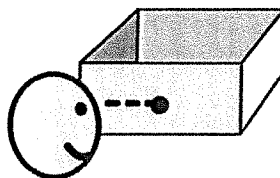
We do  
not need light  
to see objects.






## Step 3: Do an Experiment

6. Look through hole.



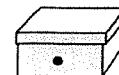
7. Record observation.





## Step 5: Find the Conclusion

Could you see the object in the box with the lid on?



yes



no



Could you see the object in the box with the lid off?



yes



no



Did you need light to see the object?



yes



no



Was your guess correct?



yes




no






# Work to Earn Money

Level C




by Amy Bihn


Illustrated by Katie Zolnowski




**Cale can work to earn money.**




**Michelle wants colored pencils.  
She needs to earn money.**




**Michelle has money now.  
She can buy the colored pencils.**



**Carla can work to earn money.**




**Ned wants a video game.**  
**He needs to earn money.**



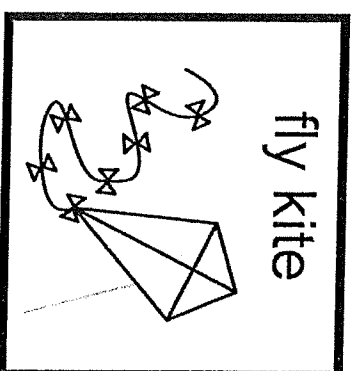

**Ned has money now.  
He can buy the video game.**






# The End

1. What does Cale want to do ?

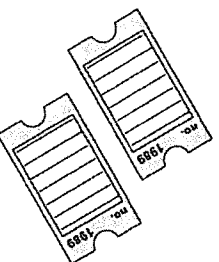


2. What does Michelle need to buy colored pencils ?

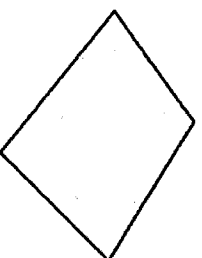


?


tickets



paper

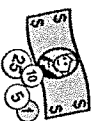


money






Work to Earn Money




3. What can Carla do to earn money ?



?



4. What kind of work does Carla do ?



Work to Earn Money

5. What is one way we can get money?




1

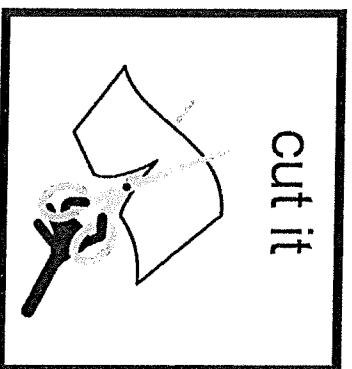


?


earn it



cut it




lose it



# Down on Budget Farm





Level E




by Amy Shirey

Illustrated by Katie Zolnowski




<p><b>CARRIE COW'S BUDGET</b></p>  <table><thead><tr><th>EARN</th><th>SPEND</th><th>SAVE</th></tr></thead><tbody><tr><td>\$ _____</td><td>\$ _____</td><td>\$ _____</td></tr><tr><td>\$ _____</td><td>\$ _____</td><td>\$ _____</td></tr></tbody></table>	EARN	SPEND	SAVE	\$ _____	\$ _____	\$ _____	\$ _____	\$ _____	\$ _____	<p><b>HENRY HORSE'S BUDGET</b></p>  <table><thead><tr><th>EARN</th><th>SPEND</th><th>SAVE</th></tr></thead><tbody><tr><td>\$ _____</td><td>\$ _____</td><td>\$ _____</td></tr><tr><td>\$ _____</td><td>\$ _____</td><td>\$ _____</td></tr></tbody></table>	EARN	SPEND	SAVE	\$ _____	\$ _____	\$ _____	\$ _____	\$ _____	\$ _____
EARN	SPEND	SAVE																	
\$ _____	\$ _____	\$ _____																	
\$ _____	\$ _____	\$ _____																	
EARN	SPEND	SAVE																	
\$ _____	\$ _____	\$ _____																	
\$ _____	\$ _____	\$ _____																	
<p><b>PERCY PIG'S BUDGET</b></p>  <table><thead><tr><th>EARN</th><th>SPEND</th><th>SAVE</th></tr></thead><tbody><tr><td>\$ _____</td><td>\$ _____</td><td>\$ _____</td></tr><tr><td>\$ _____</td><td>\$ _____</td><td>\$ _____</td></tr></tbody></table>	EARN	SPEND	SAVE	\$ _____	\$ _____	\$ _____	\$ _____	\$ _____	\$ _____	<p><b>SHAYNA SHEEP'S BUDGET</b></p>  <table><thead><tr><th>EARN</th><th>SPEND</th><th>SAVE</th></tr></thead><tbody><tr><td>\$ _____</td><td>\$ _____</td><td>\$ _____</td></tr><tr><td>\$ _____</td><td>\$ _____</td><td>\$ _____</td></tr></tbody></table>	EARN	SPEND	SAVE	\$ _____	\$ _____	\$ _____	\$ _____	\$ _____	\$ _____
EARN	SPEND	SAVE																	
\$ _____	\$ _____	\$ _____																	
\$ _____	\$ _____	\$ _____																	
EARN	SPEND	SAVE																	
\$ _____	\$ _____	\$ _____																	
\$ _____	\$ _____	\$ _____																	


Each animal has a budget. The budget helps them use their money. The budget shows the money they earn, spend and save.



Farmer Dave gives Percy Pig his paycheck. Percy Pig wants to buy a big bucket of mud. He looks at his budget. He does not have enough money this week. He wants to save money. He says, “I will put my money in my piggy bank.”

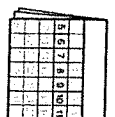


**Farmer Dave gives Henry Horse his paycheck. Henry Horse wants to buy a new saddle. He looks at his budget. He does not have enough money this week. He wants to earn more money. Henry Horse says, “I will give rides to our neighbors !”**



**The animals like to work on the farm. They like to earn money. They have budgets to help them use their money. They can't wait for their next payday !**

1. What do the animals do all week ?




?


work






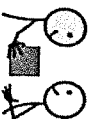
play




dance



2. What does Farmer Dave give to the animals ?



### 3. What helps the animals use their money ?




?


budget

BUDGET	
Rent	\$1,500
Utilities	- \$550
Gas	- \$200
Extra's	- \$150
	\$400

Sun

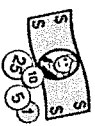



neighbors






4. Where does Percy Pig put his money ?




?

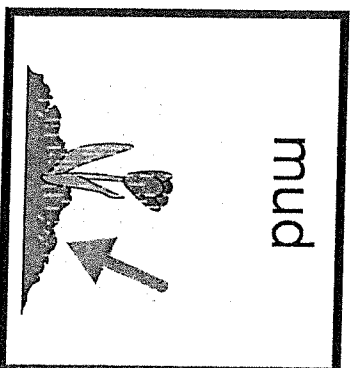
wallet




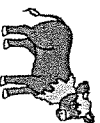
piggy bank



mud




5. What does Carrie Cow do with her money?




?


save




donate



spend



Farm animals make a \_\_\_\_\_ to help them use their money.



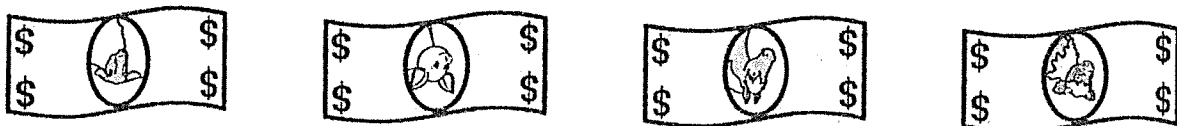
**Earn**

**Save**

**Spend**

**Donate**

shirt	mess	budget
-------	------	--------

\* Place 2 Cards down and have

Math

Zachary find one number on his Speech

Identify numbers

Zachary

device,

Pg. 1

\* To be  
completed once  
per week.

0. yes no if wrong what did he say? \_\_\_\_\_
1. yes no if wrong what did he say? \_\_\_\_\_
2. yes no if wrong what did he say? \_\_\_\_\_
3. yes no if wrong what did he say? \_\_\_\_\_
4. yes no if wrong what did he say? \_\_\_\_\_
5. yes no if wrong what did he say? \_\_\_\_\_
6. yes no if wrong what did he say? \_\_\_\_\_
7. yes no if wrong what did he say? \_\_\_\_\_
8. yes no if wrong what did he say? \_\_\_\_\_
9. yes no if wrong what did he say? \_\_\_\_\_
10. yes no if wrong what did he say? \_\_\_\_\_
11. yes no if wrong what did he say? \_\_\_\_\_
12. yes no if wrong what did he say? \_\_\_\_\_
13. yes no if wrong what did he say? \_\_\_\_\_
14. yes no if wrong what did he say? \_\_\_\_\_
15. yes no if wrong what did he say? \_\_\_\_\_
16. yes no if wrong what did he say? \_\_\_\_\_
17. yes no if wrong what did he say? \_\_\_\_\_
18. yes no if wrong what did he say? \_\_\_\_\_
19. yes no if wrong what did he say? \_\_\_\_\_
20. yes no if wrong what did he say? \_\_\_\_\_

\* place 2 cards down

Give Number

0.    yes            no        if wrong what did he say? \_\_\_\_\_
1.    yes            no        if wrong what did he say? \_\_\_\_\_
2.    yes            no        if wrong what did he say? \_\_\_\_\_
3.    yes            no        if wrong what did he say? \_\_\_\_\_
4.    yes            no        if wrong what did he say? \_\_\_\_\_
5.    yes            no        if wrong what did he say? \_\_\_\_\_
6.    yes            no        if wrong what did he say? \_\_\_\_\_
7.    yes            no        if wrong what did he say? \_\_\_\_\_
8.    yes            no        if wrong what did he say? \_\_\_\_\_
9.    yes            no        if wrong what did he say? \_\_\_\_\_
10.   yes           no        if wrong what did he say? \_\_\_\_\_
11.   yes           no        if wrong what did he say? \_\_\_\_\_
12.   yes           no        if wrong what did he say? \_\_\_\_\_
13.   yes           no        if wrong what did he say? \_\_\_\_\_
14.   yes           no        if wrong what did he say? \_\_\_\_\_
15.   yes           no        if wrong what did he say? \_\_\_\_\_
16.   yes           no        if wrong what did he say? \_\_\_\_\_
17.   yes           no        if wrong what did he say? \_\_\_\_\_
18.   yes           no        if wrong what did he say? \_\_\_\_\_
19.   yes           no        if wrong what did he say? \_\_\_\_\_
20.   yes           no        if wrong what did he say? \_\_\_\_\_

\* Place 2 Cards down and have

Pg. 1

Math

Zachary find one number on his Speech

Identify numbers

Zachary

device.

0. yes no if wrong what did he say? \_\_\_\_\_

1. yes no if wrong what did he say? \_\_\_\_\_

2. yes no if wrong what did he say? \_\_\_\_\_

3. yes no if wrong what did he say? \_\_\_\_\_

4. yes no if wrong what did he say? \_\_\_\_\_

5. yes no if wrong what did he say? \_\_\_\_\_

6. yes no if wrong what did he say? \_\_\_\_\_

7. yes no if wrong what did he say? \_\_\_\_\_

8. yes no if wrong what did he say? \_\_\_\_\_

9. yes no if wrong what did he say? \_\_\_\_\_

10. yes no if wrong what did he say? \_\_\_\_\_

11. yes no if wrong what did he say? \_\_\_\_\_

12. yes no if wrong what did he say? \_\_\_\_\_

13. yes no if wrong what did he say? \_\_\_\_\_

14. yes no if wrong what did he say? \_\_\_\_\_

15. yes no if wrong what did he say? \_\_\_\_\_

16. yes no if wrong what did he say? \_\_\_\_\_

17. yes no if wrong what did he say? \_\_\_\_\_

18. yes no if wrong what did he say? \_\_\_\_\_

19. yes no if wrong what did he say? \_\_\_\_\_

20. yes no if wrong what did he say? \_\_\_\_\_

\* TO be  
completed once  
per week.

Give Number

0. yes no if wrong what did he say? \_\_\_\_\_
1. yes no if wrong what did he say? \_\_\_\_\_
2. yes no if wrong what did he say? \_\_\_\_\_
3. yes no if wrong what did he say? \_\_\_\_\_
4. yes no if wrong what did he say? \_\_\_\_\_
5. yes no if wrong what did he say? \_\_\_\_\_
6. yes no if wrong what did he say? \_\_\_\_\_
7. yes no if wrong what did he say? \_\_\_\_\_
8. yes no if wrong what did he say? \_\_\_\_\_
9. yes no if wrong what did he say? \_\_\_\_\_
10. yes no if wrong what did he say? \_\_\_\_\_
11. yes no if wrong what did he say? \_\_\_\_\_
12. yes no if wrong what did he say? \_\_\_\_\_
13. yes no if wrong what did he say? \_\_\_\_\_
14. yes no if wrong what did he say? \_\_\_\_\_
15. yes no if wrong what did he say? \_\_\_\_\_
16. yes no if wrong what did he say? \_\_\_\_\_
17. yes no if wrong what did he say? \_\_\_\_\_
18. yes no if wrong what did he say? \_\_\_\_\_
19. yes no if wrong what did he say? \_\_\_\_\_
20. yes no if wrong what did he say? \_\_\_\_\_



\* Place 2 Cards down and have

Fig. 1

Math

Zachary find one number on his Speech

Zachary

Identify numbers

device.

0. yes no if wrong what did he say? \_\_\_\_\_
1. yes no if wrong what did he say? \_\_\_\_\_
2. yes no if wrong what did he say? \_\_\_\_\_
3. yes no if wrong what did he say? \_\_\_\_\_
4. yes no if wrong what did he say? \_\_\_\_\_
5. yes no if wrong what did he say? \_\_\_\_\_
6. yes no if wrong what did he say? \_\_\_\_\_
7. yes no if wrong what did he say? \_\_\_\_\_
8. yes no if wrong what did he say? \_\_\_\_\_
9. yes no if wrong what did he say? \_\_\_\_\_
10. yes no if wrong what did he say? \_\_\_\_\_
11. yes no if wrong what did he say? \_\_\_\_\_
12. yes no if wrong what did he say? \_\_\_\_\_
13. yes no if wrong what did he say? \_\_\_\_\_
14. yes no if wrong what did he say? \_\_\_\_\_
15. yes no if wrong what did he say? \_\_\_\_\_
16. yes no if wrong what did he say? \_\_\_\_\_
17. yes no if wrong what did he say? \_\_\_\_\_
18. yes no if wrong what did he say? \_\_\_\_\_
19. yes no if wrong what did he say? \_\_\_\_\_
20. yes no if wrong what did he say? \_\_\_\_\_

\* To be Completed.  
Once per week.

*\* place 2 cards down***Give Number**

0.    yes            no        if wrong what did he say? \_\_\_\_\_
1.    yes            no        if wrong what did he say? \_\_\_\_\_
2.    yes            no        if wrong what did he say? \_\_\_\_\_
3.    yes            no        if wrong what did he say? \_\_\_\_\_
4.    yes            no        if wrong what did he say? \_\_\_\_\_
5.    yes            no        if wrong what did he say? \_\_\_\_\_
6.    yes            no        if wrong what did he say? \_\_\_\_\_
7.    yes            no        if wrong what did he say? \_\_\_\_\_
8.    yes            no        if wrong what did he say? \_\_\_\_\_
9.    yes            no        if wrong what did he say? \_\_\_\_\_
10.   yes           no        if wrong what did he say? \_\_\_\_\_
11.   yes           no        if wrong what did he say? \_\_\_\_\_
12.   yes           no        if wrong what did he say? \_\_\_\_\_
13.   yes           no        if wrong what did he say? \_\_\_\_\_
14.   yes           no        if wrong what did he say? \_\_\_\_\_
15.   yes           no        if wrong what did he say? \_\_\_\_\_
16.   yes           no        if wrong what did he say? \_\_\_\_\_
17.   yes           no        if wrong what did he say? \_\_\_\_\_
18.   yes           no        if wrong what did he say? \_\_\_\_\_
19.   yes           no        if wrong what did he say? \_\_\_\_\_
20.   yes           no        if wrong what did he say? \_\_\_\_\_

\*Extra Flash cards if needed.

0

twinkl.com

1

twinkl.com

2

twinkl.com

3

twinkl.com

4

5

6

7

**8**

**9**

**10**

**11**

**12**

**13**

**14**

**15**

**16**


**17**

**18**

**19**

20





### A note from your child's speech therapist

Dear Parents,

During this unprecedented time, I wanted to take a moment to connect you with resources to continue the speech and language development of your children.

Please check the Re-Education Services web page <http://www.re-edserv.com/> as information is frequently being added. On the left side of the front page of the website, there is a link called Ms. McVicker's Speech Blog <https://angelamcvslp.wordpress.com/>.

Over the next three weeks, I will be adding materials and information that you can use in order to keep your student engaged and learning. I will add materials as quickly as I can so if you don't see what your student needs please check back again.

I will be checking my email on a regular basis and will be available to answer any questions that you have about speech therapy, behavior tips, provide visuals you might need and to help you develop schedules. Please contact me at [amcvicker@re-edserv.com](mailto:amcvicker@re-edserv.com) and I will do my best to help meet your specific needs.








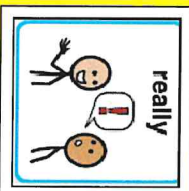








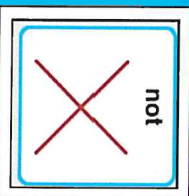
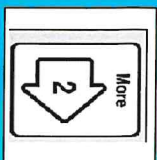

I consider it an honor and a privilege working with your child. Together we can do our best for students during this unusual time.

Sincerely,

Angela McVicker MA, CCC-SLP  
Speech-Language Pathologist  
Re-Education Services

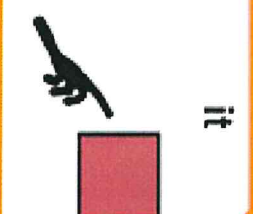






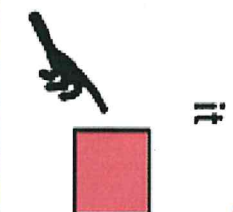



While playing games, encourage student to use interjections.

# Interjections express emotion



for use when asking a student their preference at lunch, recess etc...


Z1






This visual is used while playing Go Fish


ZH




do




you




have

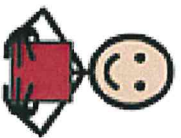


it







I




have




it







I




do



not









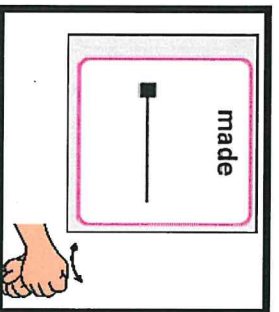









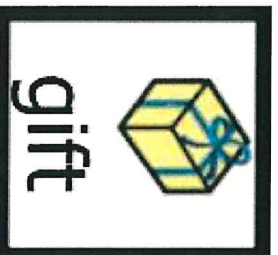












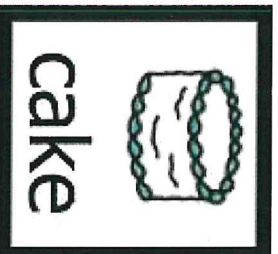


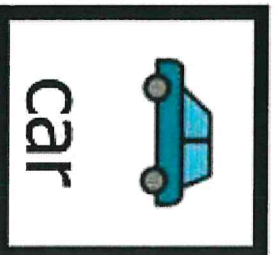



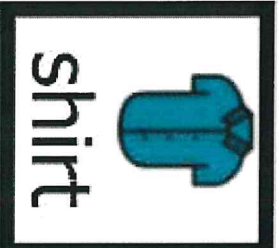




have



it


ZM This visual is used to help student make a comment about  
what was done during the therapy session














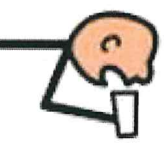








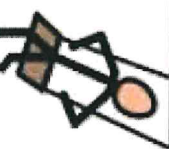


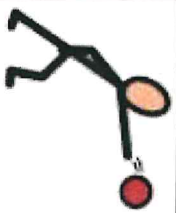




Use with it is a \_\_\_\_\_ Page: Student draws a card and uses SGD to say "it is a \_\_\_\_\_".







# What is the person doing?

 he	 she	 is	 -ing		
 run	 jump	 drink	 eat	 sit	 sleep
 read	 write	 color	 blow	 brush	 swing
 play	 cook	 throw	 push	 pull	 sing
					 wash

Find pictures in books, internet etc. Use visual to complete sentence.

# Who is this?



he



she



is



a



teacher



doctor



farmer



bus driver



dentist



cashier



janitor



grandmother



mother



father






student





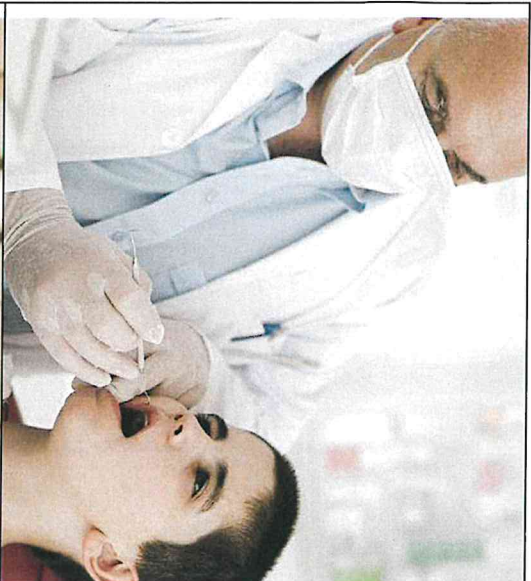
grandfather





Use pictures with who is this? Visual.  
 Create Sentence using device.  
 EX: He is a farmer





Use with who is this? visual.

# When do you do this?



I



in



the


AM



morning



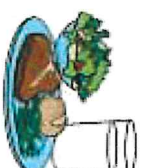
see the moon



night time



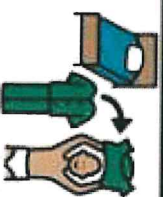
eat breakfast



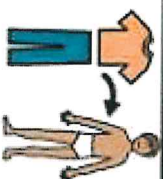
eat dinner



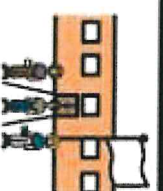
sleep



put on pjs



get dressed



go to school



wake up

## Occupational Therapy Note

From: Miss Jen

Dear Parents/Guardians,

During this unusual time, I can be reached by email [jadams@re-edserv.com](mailto:jadams@re-edserv.com) . Please contact me if you have questions about the information that I am sending home or if you need help with visual supports or self-regulation ideas for home during this time.

Zach has a measuring goal, so I have attached a few fun visual recipes as well as some ideas to keep Zach moving.



Additional visual recipes can be found on <https://accessiblechef.com/>

Sincerely,

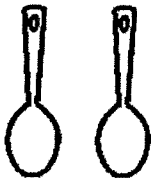
Miss Jen



# NO COOK PLAY DOH



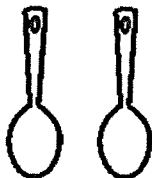
2 cups flour




2 Tbls. cream of tartar



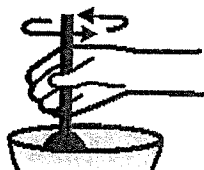
1/2 cup salt



2 Tbls. vegetable oil



1 cup boiling water



Mix all ingredients in a large bowl. Add more water if needed.






# GET OUT OF THAT CHAIR

ENCOURAGE YOUR CHILD TO ASSUME DIFFERENT POSITIONS

www.ToolsToGrowOT.com



## PRONE ON FOREARMS

Prone on forearms builds strength through a child's neck, back, and shoulders.




## «« 1/2 KNEEL

1/2 Kneel increases core strength and improves hip stability. Also prepares body for single limb stance.



## «« SQUAT

Playing in a squatted position works on balance and stretches a child's heel cord musculature.




## LONG LEG SITTING

Long sit stretches a child's hamstring musculature and works on balance



## SIDE SIT »»

Side sit encourages rotation through the trunk, weight shifting, and crossing midline.



## «« TALL KNEEL


Tall kneel strengthens hip extensors and works to improve core stability.



## 2-POINT QUADRUPED



Hands and knees or 2-point quadruped works on core strength, hip and shoulder stability, weight shifting, and balance

# Sensory



# RECIPE

Free  
Version



Graphics by Krista Wallden  
<http://www.teacherspayteachers.com/Store/Krista-Wallden>



Copyright ©2014 Tools to Grow, Inc. All rights reserved.

 Tools to Grow  
[www.toolstogrowot.com](http://www.toolstogrowot.com)

# Puffy Paint

## You Will Need:

- ✓ 1 cup white shaving cream
- ✓ ½ cup white liquid glue
- ✓ Small bowl
- ✓ Food Coloring (optional)
- ✓ Paper to be painted



## Directions:

1. Mix the shaving cream and glue together in a bowl.
2. If the mixture appears too "thin", add more glue to make it "stiffer".
3. Once painted, projects will require several hours to dry.

## Fun Tips:

- ☺ Some children may initially resist mixing the ingredients with their fingers.
- ☺ Allow them to use a spoon until he or she develops a tolerance.
- ☺ Some children may need to apply the mixture with a paint brush.
- ☺ Gently entice your child to use the mixture as finger paint.
- ☺ When dry the paint will have an elevated or puffy appearance.
- ☺ This paint may be used for many projects such as Santa's beard (Christmas), ghosts (Halloween), and Penguins (winter).

