

Ms. Mary Room 9

R.W. Reading and Language Arts

Week 1

DAY 1

1. The student will read the fluency passage about Little Tom 3 times. The student will answer the questions about the passage. The student will draw a picture about the passage.
2. The student will create a word family book with words that rhyme with an. The student will color the pictures, read and complete the /an/. The student will then assemble the book.

DAY 2

1. The student will read the fluency passage about the Black Dog 3 times. The student will answer the questions about the passage. The student will draw a picture about the passage.
2. The student will view all of the pictures that rhyme with van. The student will cross out the pictures that do not rhyme.

DAY 3

1. The student will read a fluency passage about a Boy and His Dog 3 times. The student will answer questions about the passage. The student will write a sentence about the passage.
2. The student will complete Rhyming Puzzles 1. The student will cut out the given pictures and paste them next to the picture that rhymes.

DAY 4

1. The student will read a fluency passage about a Dad and His Car. The student will answer questions about the passage. The student will circle the picture that matches the story.
2. The student will complete Rhyming Puzzles 2. The student will cut out the given pictures and paste them next to the picture that rhymes.

DAY 5

1. The student will read a fluency passage about the Bear. The student will answer questions about the passage. The student will circle the picture that matches the story.
2. The student will view all of the pictures that rhyme with two. The student will cross out the pictures that do not rhyme.

Week 2

DAY 1

1. The student will read the comprehension passages Mat the Dog and Max the Cat. The student will answer three comprehension questions about each passage.
2. The student will view the pictures that belong in the /it/ word family. The student will complete and then read the /it/ words.

DAY 2

1. The student will read the comprehension passages The Cow and The Owl. The student will answer three comprehension questions about each passage.
2. The student will view all of the pictures that rhyme with Fair and Door. The student will cross out the pictures that do not rhyme.

DAY 3

1. The student will read the comprehension passages The Lady Bug and Bugs in the Jar. The student will answer three comprehension questions about each passage.
2. The student will create a word family book with words that rhyme with an. The student will color the pictures, read and complete the /at/. The student will then assemble the book.

DAY 4


1. The student will read the comprehension passages Three Little Kittens and My Pet Hen. The student will answer three comprehension questions about each passage.
2. The student will view all of the pictures that rhyme with Bee and Bug. The student will cross out the pictures that do not rhyme.

DAY 5

1. The student will read the comprehension passages The Girl and Her Horse and Matt's Bike. The student will answer three comprehension questions about each passage.
2. The student will view the pictures that belong in the /at/ word family. The student will complete and then read the /at/ words.

Name _____

Read the text 3 times. Color a star after each time you read.



Here is little Tom.
Little Tom is on the bus.
The bus is big and yellow.



Answer each question.

1. Here is _____ Tom.

(A) big (B) yellow (C) little


2. Tom is on the _____.

(A) tub (B) bus (C) box

3. The bus is big and _____.

(A) red (B) blue (C) yellow

Draw your own picture to match the text.



My Word Family Book

Color in the pictures and fill in the blank spaces.

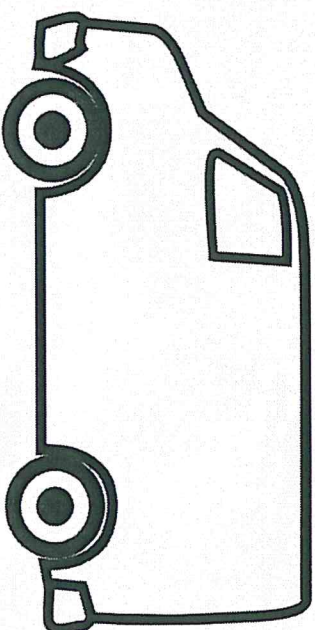
Then, have an adult help you cut out the pages and staple your book together.

_____'s

Word Family


Book

1.



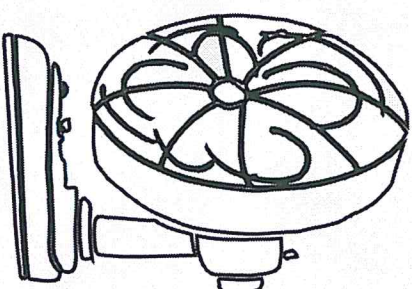
____an

3.



____an

2.




____an

4.




Name _____

Read the text 3 times. Color a star after each time you read.



Look at my dog.
My dog is black.
He can run fast.



Answer each question.

1. Look at my _____.

(A) dog (B) cat (C) fox


2. My dog can _____ fast.

(A) jump (B) wag (C) run

3. My dog is _____.

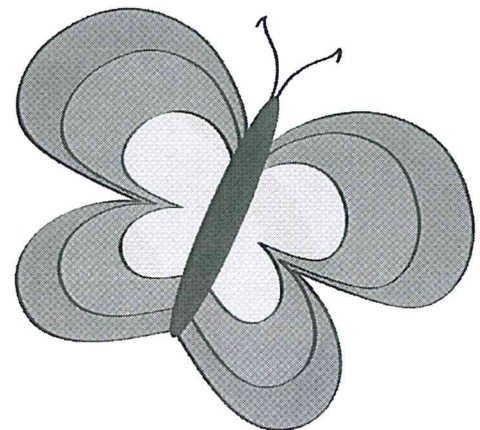
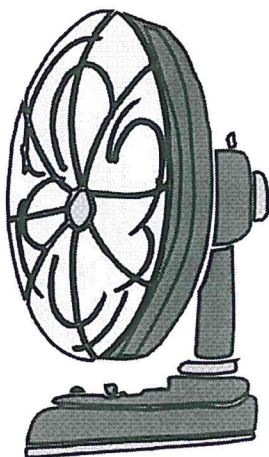

(A) red (B) black (C) blue

Draw your own picture to match the text.



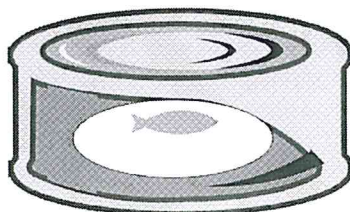

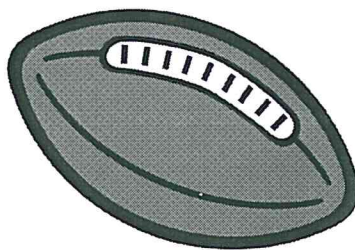
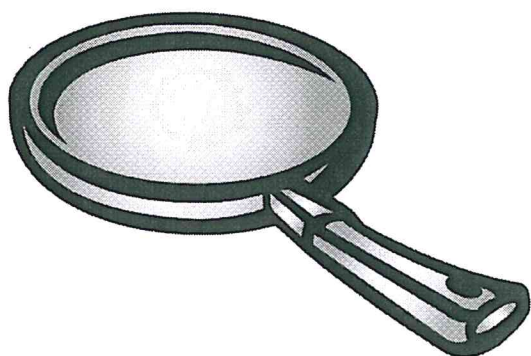
Which One Doesn't Belong?

Look at the five pictures below and cross out the one that does not rhyme.





Which One Doesn't Belong?

Look at the five pictures below and cross out the one that does not rhyme.




Name _____

Read the text 3 times. Color a star after each time you read.




I wake up. I get out of bed.
I feed my dog.
The dog licks my hand.



Answer the questions. Color the answer in the text.


1. I get out of _____ .

(A) car (B) bed (C) van




2. I feed my _____ .

(A) dog (B) fish (C) cat

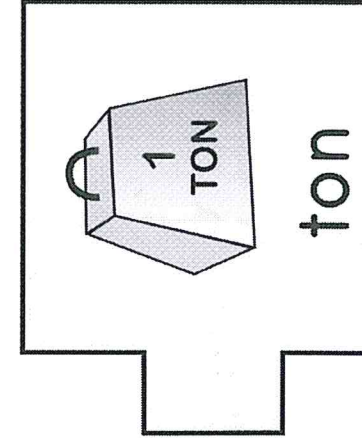
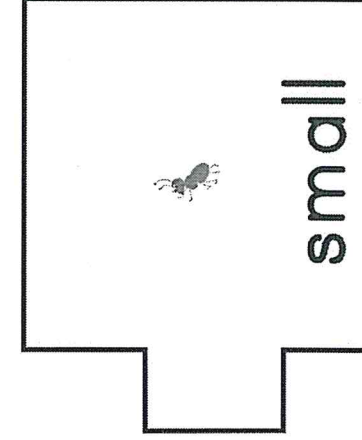
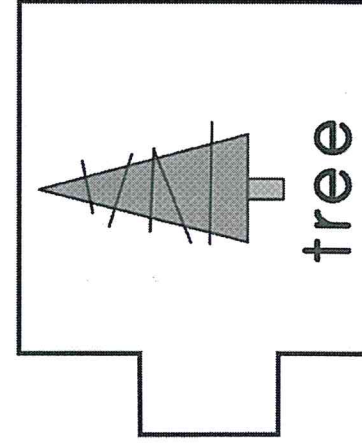
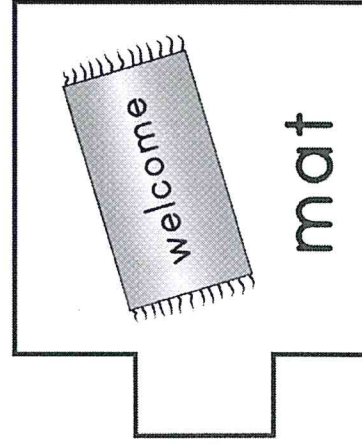

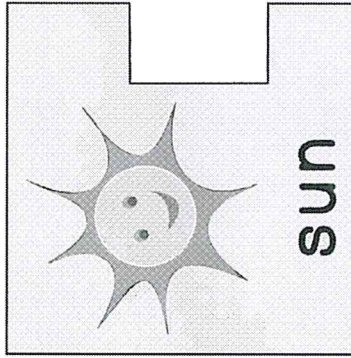

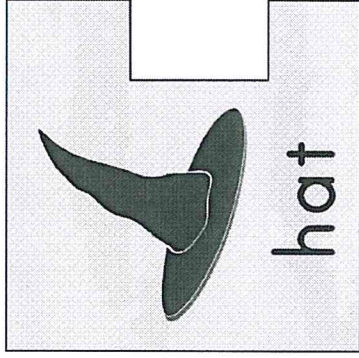

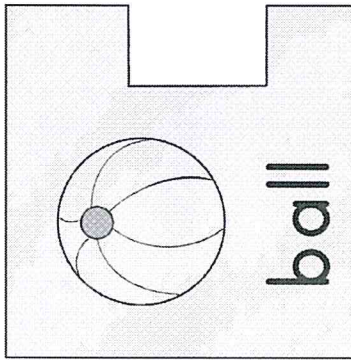




3. What does the dog do?



RHYMING PUZZLES - 1

Ask your child to read aloud all the words with the help of the pictures. Then cut the puzzle pieces from the bottom of the page and ask your child to place it next to its rhyming word.



Tip: Puzzle pieces work better when printed on thicker paper so they can be used and reused for practice. These pieces can be used with other worksheets in the series "Rhyming Puzzles" to create different sets of rhyming words.

Name: _____

Reading Comprehension

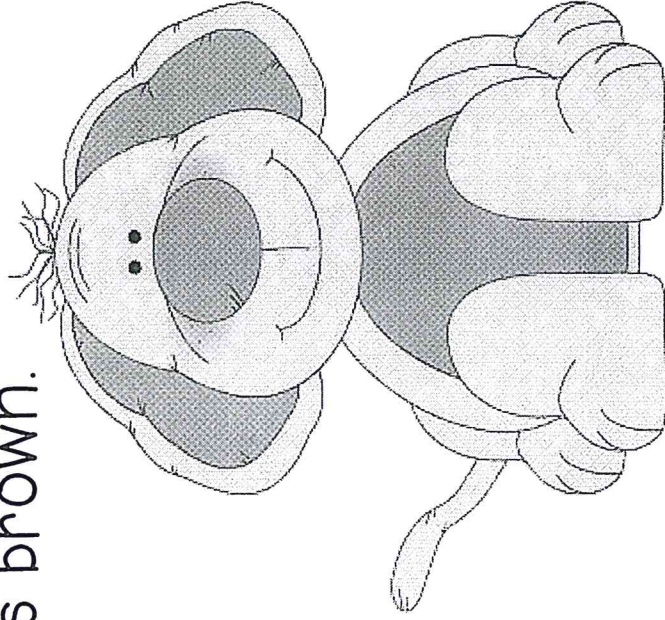
Mat the Dog

I have a dog.

His name is Mat.

My dog is big.

My dog is brown.



1. I have a _____.

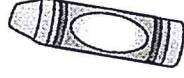
- a. pig
- b. dog
- c. frog

2. His name is _____.

- a. Max
- b. Mat
- c. Rex

3. My Dog is _____.

- a. big and brown
- b. little and brown
- c. big and little



Name: _____

Reading Comprehension


Max the Cat

I have a cat.

His name is Max.

My cat is fat.

My cat is orange.



1. I have a _____.


- a. cat
- b. bat
- c. rat

2. His name is _____.

- a. Mat
- b. Max
- c. Rex

3. My cat is _____.


- a. fat and black
- b. fat and orange
- c. little and orange



Name: _____

Reading Comprehension

The Cow




I see a cow.

The cow is big.

The cow is brown.

The cow likes to eat hay.



1. I see a _____.

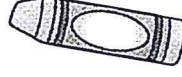
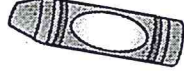
- a. cat
- b. cow
- c. dog

2. The cow is _____.

- a. big and black
- b. big and brown
- c. little and white

3. The cow likes _____.


- a. apple
- b. to eat hay
- c. to jump




Meet the "it" Family

Look at the pictures and fill in the missing letter to complete each word.

____ it



____ it



____ it



Name: _____

Reading Comprehension

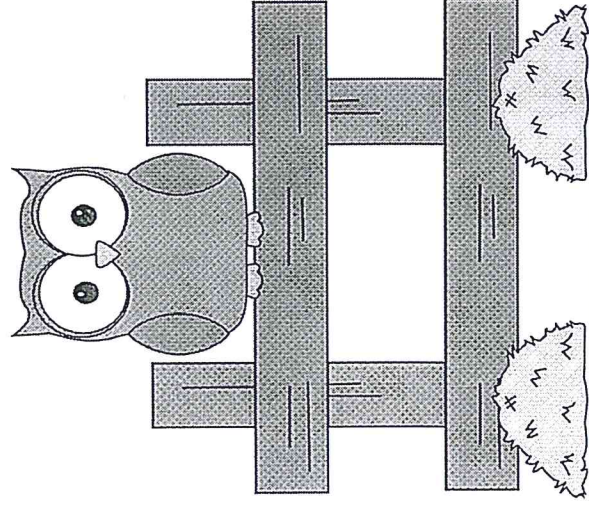
The Owl

I see an owl.

It is on the fence.


The owl has big eyes.

The owl is looking at me.



1. I see _____.

- a. an apple
- b. a dog
- c. an owl



2. The owl is on _____.

- a. the fence
- b. the car
- c. the tree



3. The owl has _____.

- a. big ears
- b. little wings
- c. big eyes



Name: _____

Reading Comprehension


The Ladybug

I see a little bug.

It is a ladybug.

The ladybug is red and black.

The ladybug is on the flower.



1. I see a _____.

a. frog

b. bug

c. bird

2. The ladybug is _____.

a. red and white

b. black and blue



c. red and black

3. The ladybug is on _____.

a. the flower




b. the mat

c. the grass




Which One Doesn't Belong?

Look at the four pictures below and cross out the one that does not rhyme.



Which One Doesn't Belong?

Look at the four pictures below and cross out the one that does not rhyme.



Name: _____

Reading Comprehension

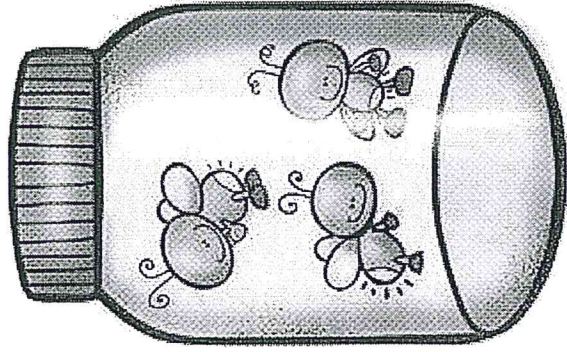
Bugs in the Jar

I see a jar.

The jar has a lid.

The bugs are in the jar.

I see three bugs in the jar.

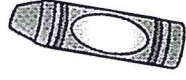


1. I see a _____.

a. mug

b. jar

c. mat



2. The _____ are in the jar.

a. bugs

b. frogs


c. flies



3. I see _____ bugs in the jar.

a. two

b. three



Name: _____

Reading Comprehension

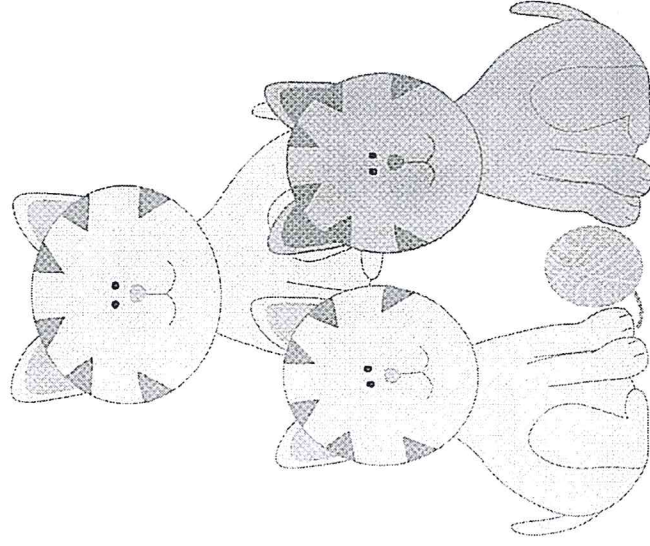
Three Little Kittens



I see three little kittens.

The little kittens like to play.

They like to play with the ball.



1. I see _____ kittens.

- a. two
- b. three
- c. four



2. The kittens like to _____.

- a. play
- b. sing
- c. run



3. They like to play with _____.

- a. the dog
- b. the frog
- c. the ball



My Word Family Book

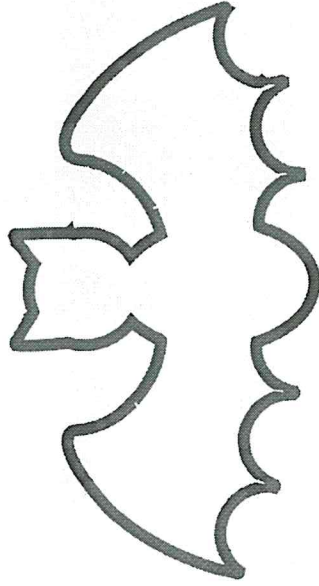
Color in the pictures and fill in the blank spaces.

Then, have an adult help you cut out the pages and staple your book together.

_____'s

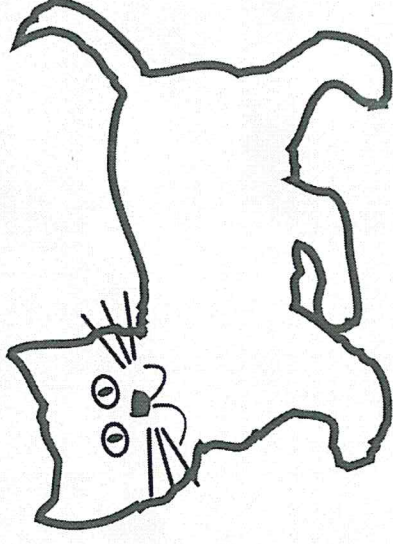
Word Family Book

1.




____at

2.



____at

3.



____at

4.

Name: _____

Reading Comprehension

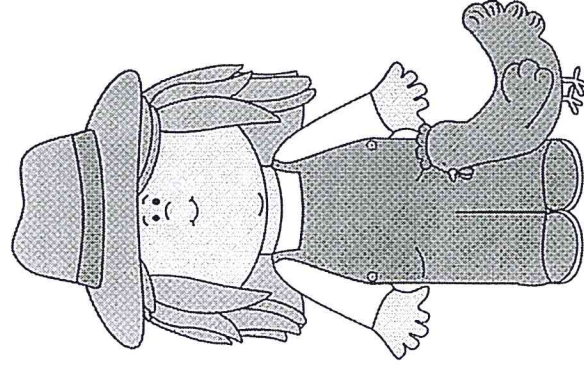
My Pet Hen

Can you see my pet hen?

My hen is little.

My hen is brown.

My hen can lay lots of eggs.



1. I have a pet _____.

a. horse

b. cow

c. hen

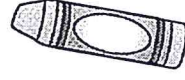


2. My hen is _____.

a. little and yellow

b. little and brown

c. big and brown




3. My hen can _____.

a. lay lots of eggs

b. hop

c. jump high



Name: _____

Reading Comprehension



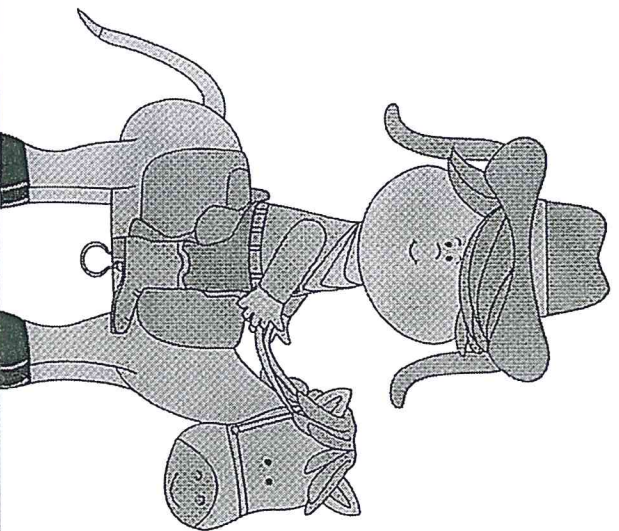
The Girl and Her Horse

The little girl has a horse.

Her horse is big.

Her horse is brown.

She likes to ride her horse.

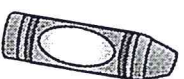


1. The girl has a _____.

a. horse

b. cow

c. hen



2. She likes to _____.

a. ride her horse

b. run and jump

c. ride her bike



3. The horse is _____.

a. little and brown



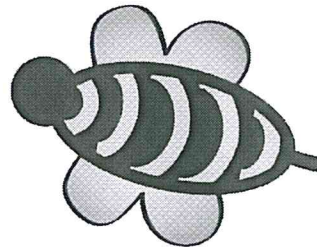
b. big and blue

c. big and brown




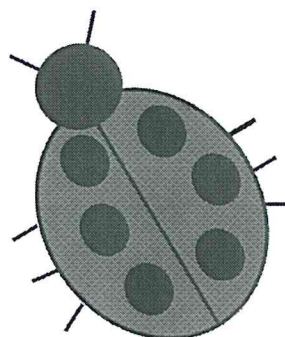

Which One Doesn't Belong?

Look at the four pictures below and cross out the one that does not rhyme.



Which One Doesn't Belong?

Look at the four pictures below and cross out the one that does not rhyme.



Name: _____


Reading Comprehension

Matt's Bike

Matt has a new bike.

The bike is big and blue.

Matt rides his bike
to school every day.



1. _____ has a new bike.

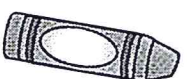
- a. Mike
- b. Matt
- c. Will

2. The bike is _____.

- a. big and blue
- b. little and red
- c. little and blue

3. Matt rides his bike _____.

- a. to the park
- b. to school
- c. to the zoo



Name: _____


Reading Comprehension

Directions: Read the story 3 times for fluency
and color the stars.



My dad has a car.

The car is blue.

The car can go fast.



Circle the picture that
matches the story.



1. My dad has _____.

- a. a tie
- b. a car
- c. a dog




2. The car is _____.

- a. big
- b. little
- c. blue



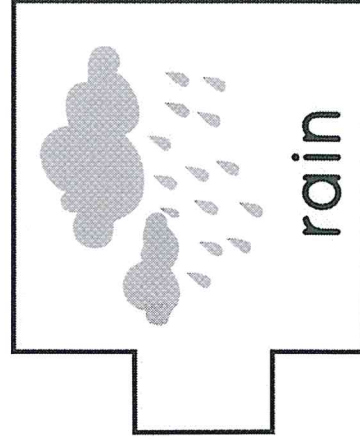
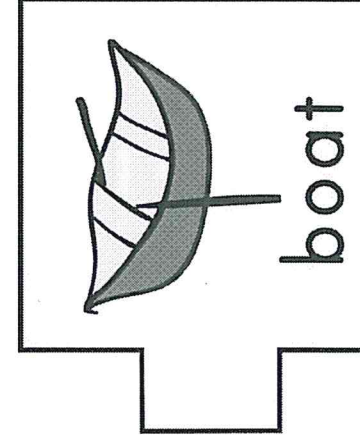
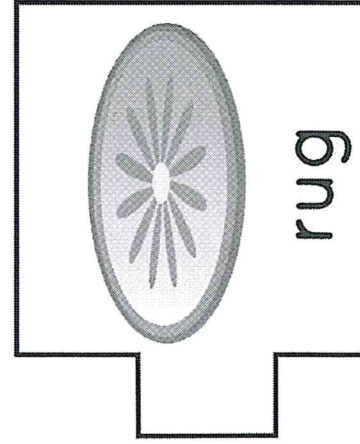
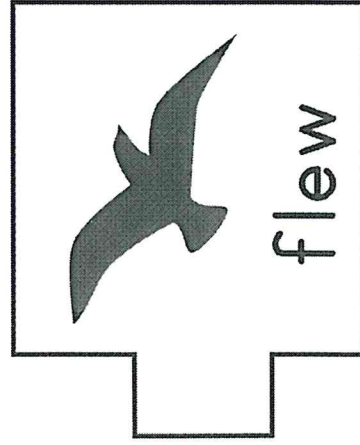

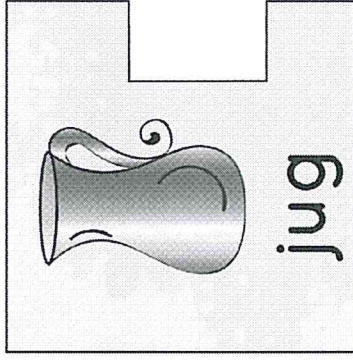


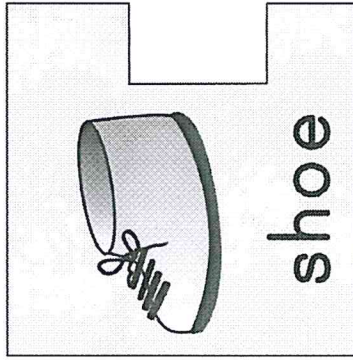

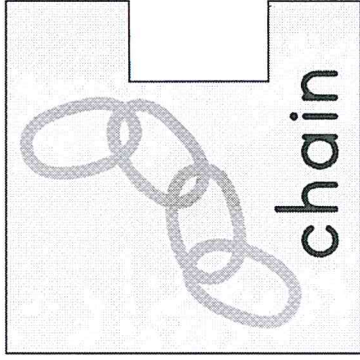
3. The car can _____.

- a. go fast
- b. run
- c. swim



RHYMING PUZZLES - 2

Ask your child to read aloud all the words with the help of the pictures. Then cut the puzzle pieces from the bottom of the page and ask your child to place it next to its rhyming word.



Tip: Puzzle pieces work better when printed on thicker paper so they can be used and reused for practice. These pieces can be used with other worksheets in the series " Rhyming Puzzles" to create different sets of rhyming words.

Name: _____

Reading Comprehension

Directions: Read the story 3 times for fluency
and color the stars.

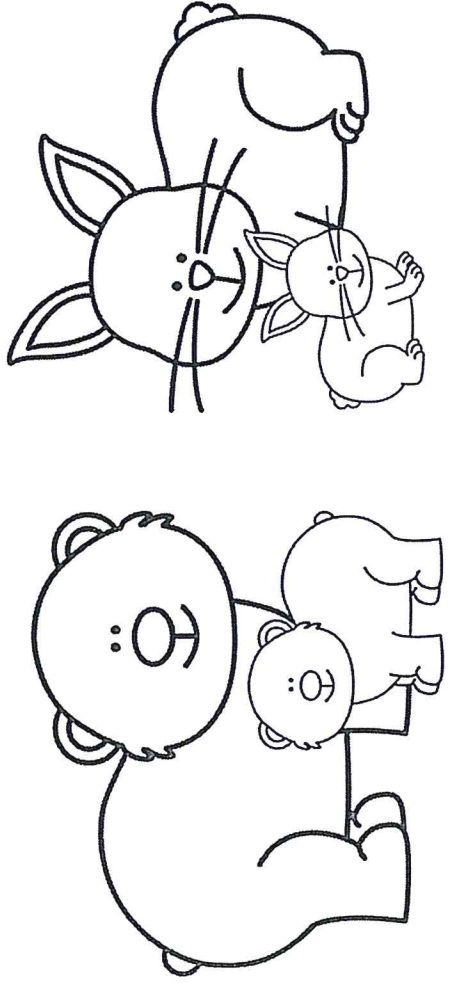
I see a bear.

The bear is brown.

The bear has a cub.




Circle the picture that
matches the story.



1. I see a _____.

- a. bear
- b. jar
- c. car



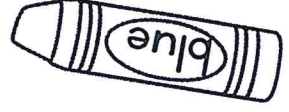
2. The bear is _____.

- a. green
- b. yellow
- c. brown




3. The bear has _____.

- a. a hat
- b. a cub
- c. a bug



Which One Doesn't Belong?


Look at the pictures below and cross out the one which does not rhyme.



Meet the "at" Family

Look at the pictures and fill in the missing letter to complete each word.

___at



___at



___at

