

## Ms. Mary Room 9

### E.B. Reading and Language Arts

#### Week 1

##### DAY 1

1. The student will read the fluency passage about Little Tom 3 times. The student will answer the questions about the passage. The student will draw a picture about the passage.
2. The student will create a word family book with words that rhyme with an. The student will color the pictures, read and complete the /an/. The student will then assemble the book.

##### DAY 2

1. The student will read the fluency passage about the Black Dog 3 times. The student will answer the questions about the passage. The student will draw a picture about the passage.
2. The student will view all of the pictures that rhyme with van. The student will cross out the pictures that do not rhyme.

##### DAY 3

1. The student will read a fluency passage about a Boy and His Dog 3 times. The student will answer questions about the passage. The student will write a sentence about the passage.
2. The student will complete Rhyming Puzzles 1. The student will cut out the given pictures and paste them next to the picture that rhymes.

##### DAY 4

1. The student will read a fluency passage about a Dad and His Car. The student will answer questions about the passage. The student will circle the picture that matches the story.
2. The student will complete Rhyming Puzzles 2. The student will cut out the given pictures and paste them next to the picture that rhymes.

##### DAY 5

1. The student will read a fluency passage about the Bear. The student will answer questions about the passage. The student will circle the picture that matches the story.
2. The student will view all of the pictures that rhyme with two. The student will cross out the pictures that do not rhyme.

#### Week 2

##### DAY 1

1. The student will read the comprehension passages Mat the Dog and Max the Cat. The student will answer three comprehension questions about each passage.
2. The student will view the pictures that belong in the /it/ word family. The student will complete and then read the /it/ words.

## **DAY 2**

1. The student will read the comprehension passages The Cow and The Owl. The student will answer three comprehension questions about each passage.
2. The student will view all of the pictures that rhyme with Fair and Door. The student will cross out the pictures that do not rhyme.

## **DAY 3**

1. The student will read the comprehension passages The Lady Bug and Bugs in the Jar. The student will answer three comprehension questions about each passage.
2. The student will create a word family book with words that rhyme with an. The student will color the pictures, read and complete the /at/. The student will then assemble the book.

## **DAY 4**


1. The student will read the comprehension passages Three Little Kittens and My Pet Hen. The student will answer three comprehension questions about each passage.
2. The student will view all of the pictures that rhyme with Bee and Bug. The student will cross out the pictures that do not rhyme.

## **DAY 5**

1. The student will read the comprehension passages The Girl and Her Horse and Matt's Bike. The student will answer three comprehension questions about each passage.
2. The student will view the pictures that belong in the /at/ word family. The student will complete and then read the /at/ words.

Name \_\_\_\_\_

Read the text 3 times. Color a star after each time you read.



Here is little Tom.  
Little Tom is on the bus.  
The bus is big and yellow.



Answer each question.

1. Here is \_\_\_\_\_ Tom.

(A) big    (B) yellow    (C) little


2. Tom is on the \_\_\_\_\_.

(A) tub    (B) bus    (C) box

3. The bus is big and \_\_\_\_\_.

(A) red    (B) blue    (C) yellow

Draw your own picture to match the text.



# My Word Family Book

Color in the pictures and fill in the blank spaces.


Then, have an adult help you cut out the pages and staple your book together.

\_\_\_\_\_'s

## Word Family

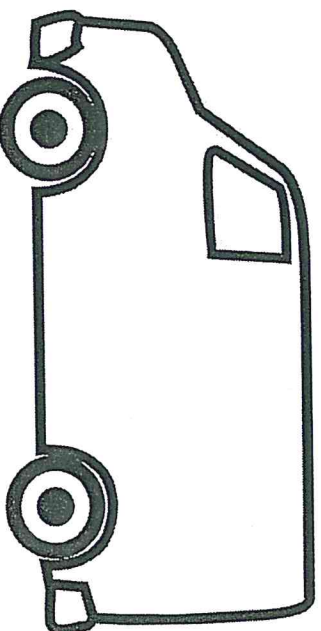
### Book

1.



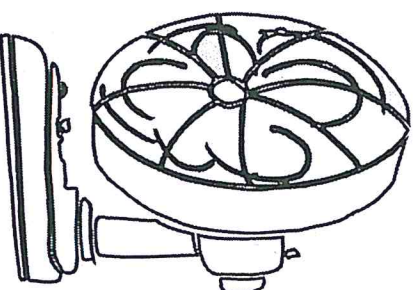
\_\_\_\_an

2.



\_\_\_\_an

3.




\_\_\_\_an

4.




Name \_\_\_\_\_

Read the text 3 times. Color a star after each time you read.



Look at my dog.  
My dog is black.  
He can run fast.



Answer each question.

1. Look at my \_\_\_\_\_.

(A) dog    (B) cat    (C) fox


2. My dog can \_\_\_\_\_ fast.

(A) jump    (B) wag    (C) run

3. My dog is \_\_\_\_\_.

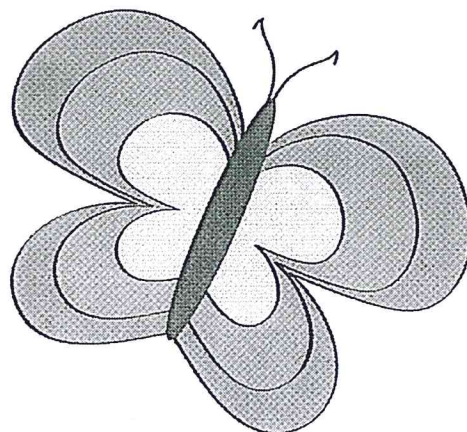
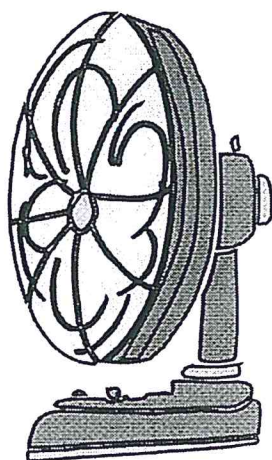

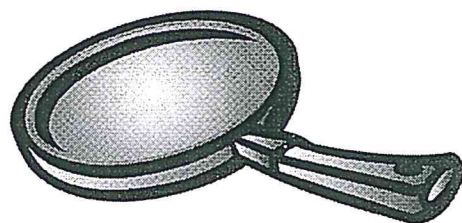

(A) red    (B) black    (C) blue

Draw your own picture to match the text.



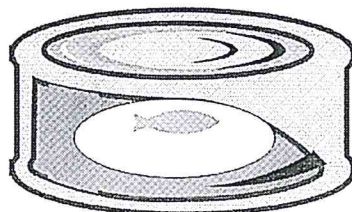
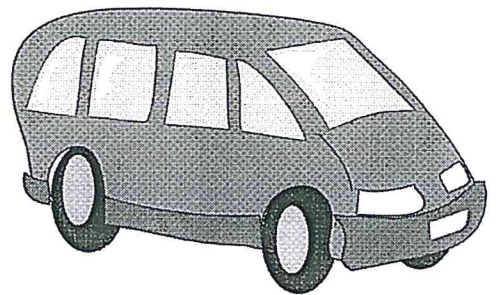
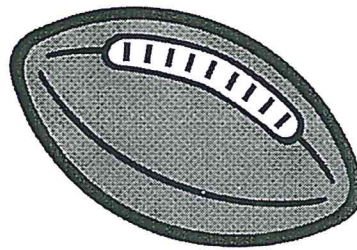
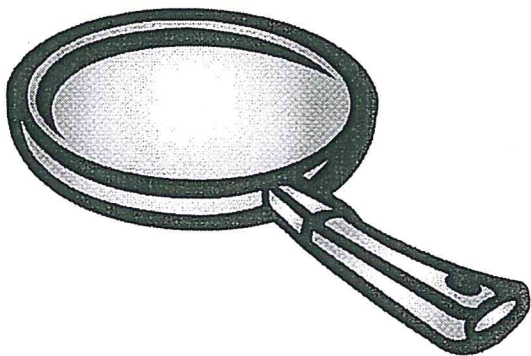
# Which One Doesn't Belong?

Look at the five pictures below and cross out the one that does not rhyme.



# Which One Doesn't Belong?


Look at the five pictures below and cross out the one that does not rhyme.





Name \_\_\_\_\_

Read the text 3 times. Color a star after each time you read.



I wake up. I get out of bed.  
I feed my dog.  
The dog licks my hand.



Answer the questions. Color the answer in the text.

1. I get out of \_\_\_\_\_ .

(A) car (B) bed (C) van 

2. I feed my \_\_\_\_\_ .

(A) dog (B) fish (C) cat 

3. What does the dog do? 

\_\_\_\_\_

-----

\_\_\_\_\_

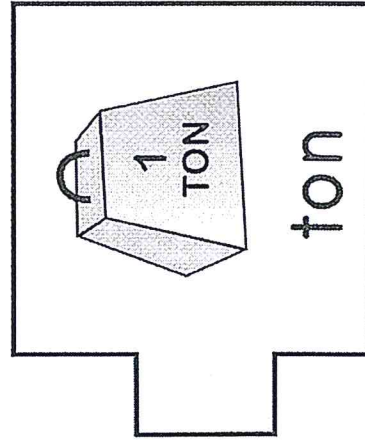
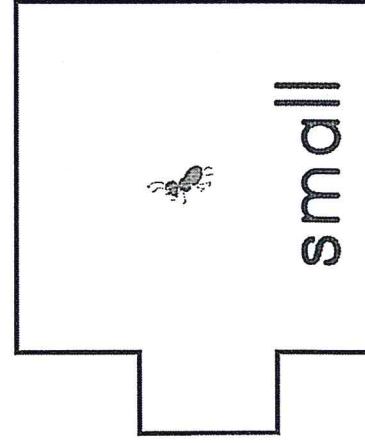
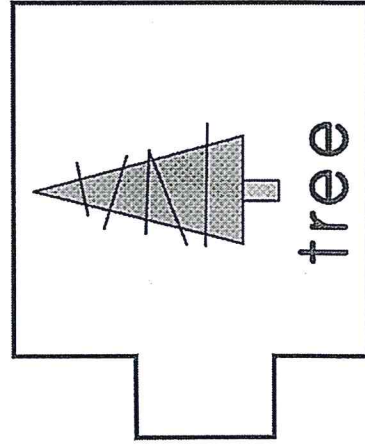
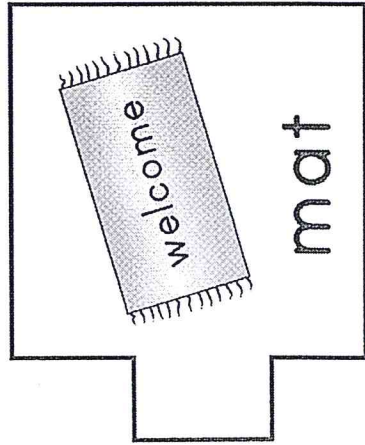
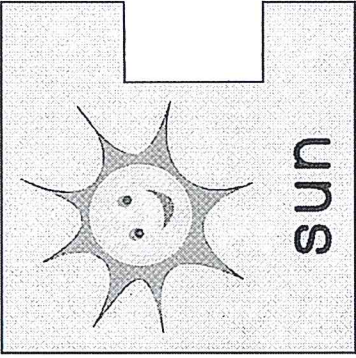
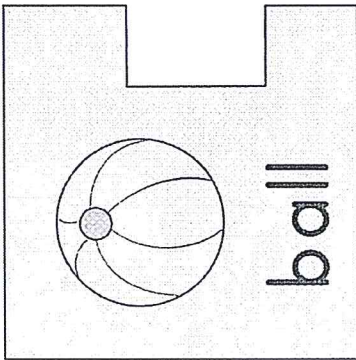
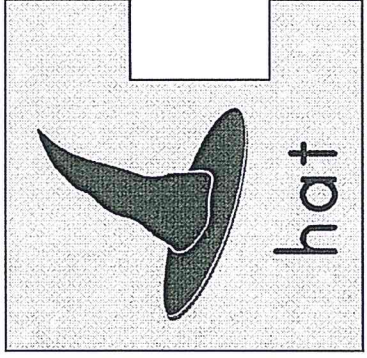
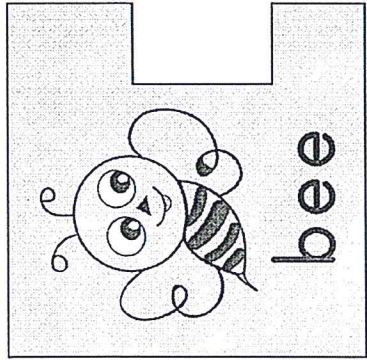
-----

\_\_\_\_\_



# RHYMING PUZZLES - 1

Ask your child to read aloud all the words with the help of the pictures. Then cut the puzzle pieces from the bottom of the page and ask your child to place it next to its rhyming word.



**Tip:** Puzzle pieces work better when printed on thicker paper so they can be used and reused for practice. These pieces can be used with other worksheets in the series "Rhyming Puzzles" to create different sets of rhyming words.

Name: \_\_\_\_\_

# Reading Comprehension

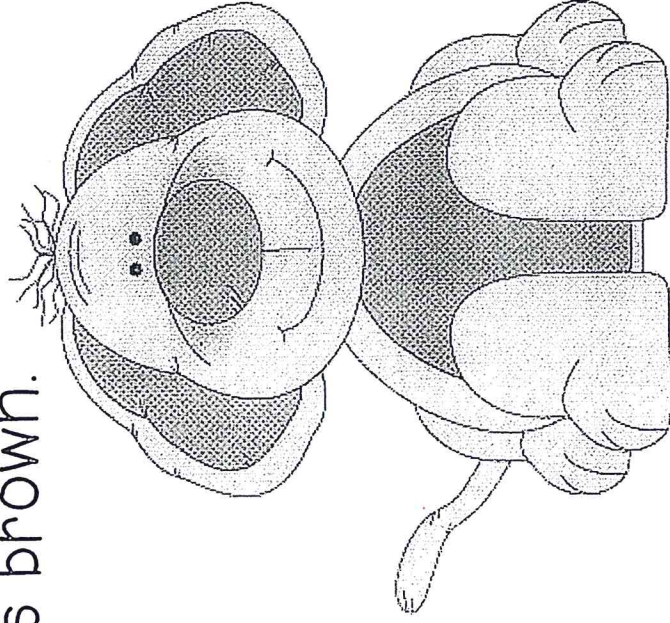
## Mat the Dog

I have a dog.

His name is Mat.

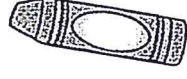
My dog is big.

My dog is brown.



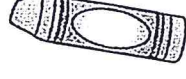
1. I have a \_\_\_\_\_.

- a. pig
- b. dog
- c. frog



2. His name is \_\_\_\_\_.

- a. Max
- b. Mat
- c. Rex



3. My Dog is \_\_\_\_\_.

- a. big and brown
- b. little and brown
- c. big and little





Name: \_\_\_\_\_

# Reading Comprehension

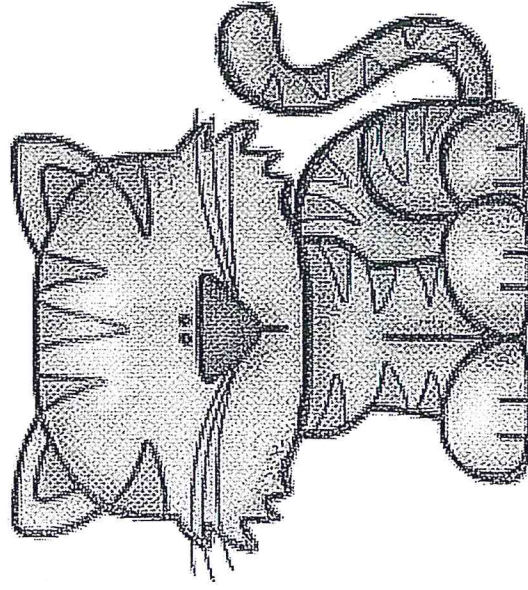
## Max the Cat

I have a cat.

His name is Max.

My cat is fat.

My cat is orange.



1. I have a \_\_\_\_\_.

a. cat

b. bat

c. rat

2. His name is \_\_\_\_\_.

a. Mat

b. Max



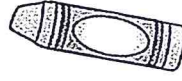
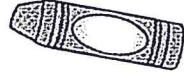
c. Rex

3. My cat is \_\_\_\_\_.

a. fat and black

b. fat and orange

c. little and orange



# Name: \_\_\_\_\_ Reading Comprehension


## The Cow

I see a cow.

The cow is big.

The cow is brown.

The cow likes to eat hay.



1. I see a \_\_\_\_\_.

a. cat

b. cow

c. dog

2. The cow is \_\_\_\_\_.

a. big and black

b. big and brown


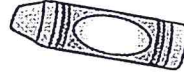
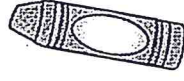
c. little and white

3. The cow likes \_\_\_\_\_.

a. apple

b. to eat hay

c. to jump







# Meet the "it" Family

Look at the pictures and fill in the missing letter to complete each word.


\_\_\_\_ it



\_\_\_\_ it



\_\_\_\_ it



Name: \_\_\_\_\_

# Reading Comprehension

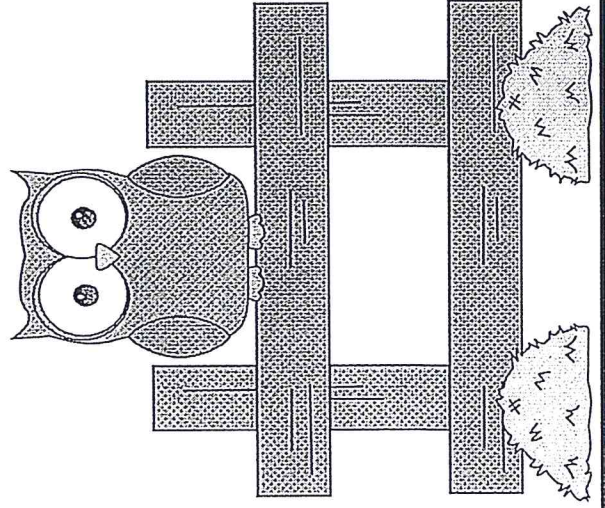
## The Owl

I see an owl.

It is on the fence.

The owl has big eyes.

The owl is looking at me.



1. I see \_\_\_\_\_.

a. an apple

b. a dog

c. an owl

2. The owl is on \_\_\_\_\_.

a. the fence

b. the car


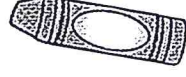
c. the tree

3. The owl has \_\_\_\_\_.

a. big ears

b. little wings

c. big eyes





Name: \_\_\_\_\_

# Reading Comprehension


## The Ladybug

I see a little bug.

It is a ladybug.

The ladybug is red and black.

The ladybug is on the flower.



1. I see a \_\_\_\_\_.

a. frog

b. bug

c. bird

2. The ladybug is \_\_\_\_\_.

a. red and white

b. black and blue


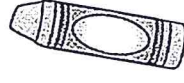

c. red and black

3. The ladybug is on \_\_\_\_\_.

a. the flower



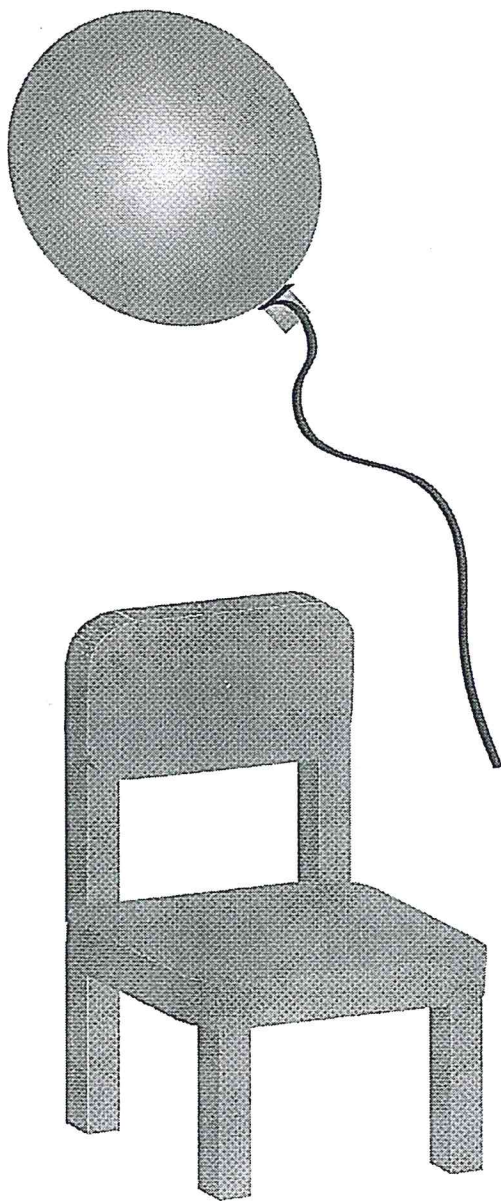
b. the mat

c. the grass



# Which One Doesn't Belong?


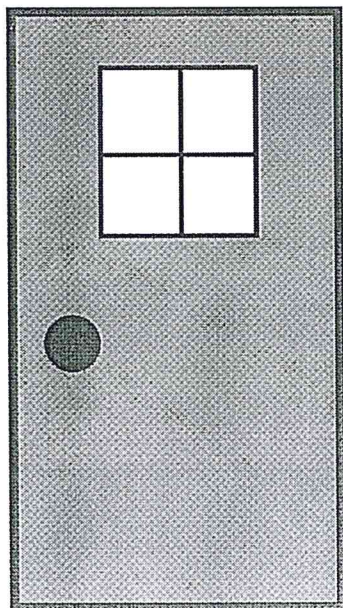
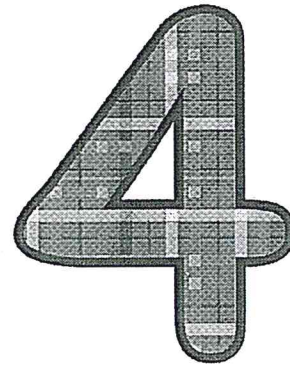
Look at the four pictures below and cross out the one that does not rhyme.





# Which One Doesn't Belong?

Look at the four pictures below and cross out the one that does not rhyme.



Name: \_\_\_\_\_

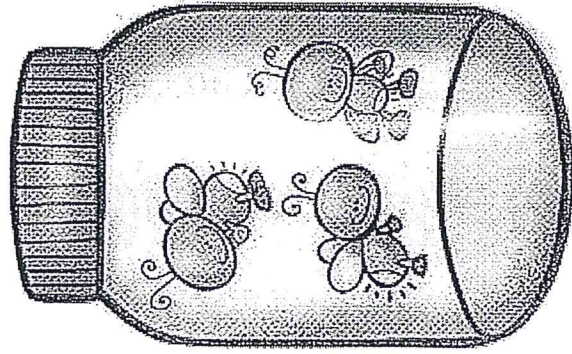
## Bugs in the Jar

I see a jar.

The jar has a lid.

The bugs are in the jar.

I see three bugs in the jar.

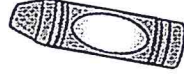


## Reading Comprehension



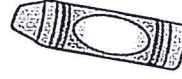
1. I see a \_\_\_\_\_.

- a. mug
- b. jar
- c. mat




2. The \_\_\_\_\_ are in the jar.

- a. bugs
- b. frogs
- c. flies



3. I see \_\_\_\_\_ bugs in the jar.

- a. two
- b. three





Name: \_\_\_\_\_


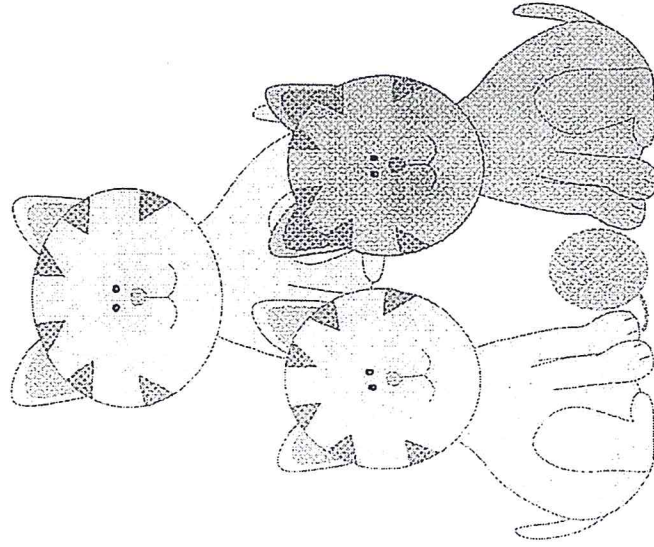
# Reading Comprehension

## Three Little Kittens

I see three little kittens.

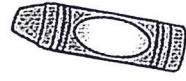
The little kittens like to play.

They like to play with the ball.



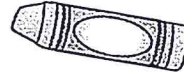
1. I see \_\_\_\_\_ kittens.

- a. two
- b. three
- c. four



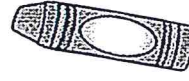
2. The kittens like to \_\_\_\_\_.

- a. play
- b. sing
- c. run



3. They like to play with \_\_\_\_\_.

- a. the dog
- b. the frog
- c. the ball



# My Word Family Book

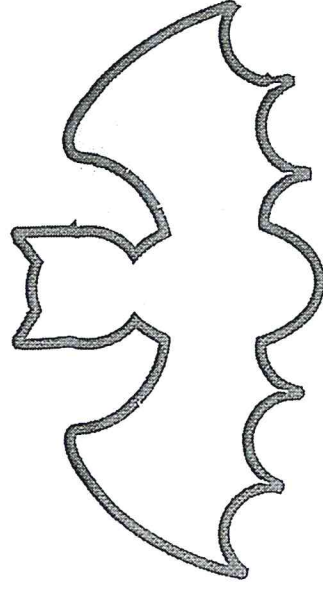
Color in the pictures and fill in the blank spaces.

Then, have an adult help you cut out the pages and staple your book together.

\_\_\_\_\_'s

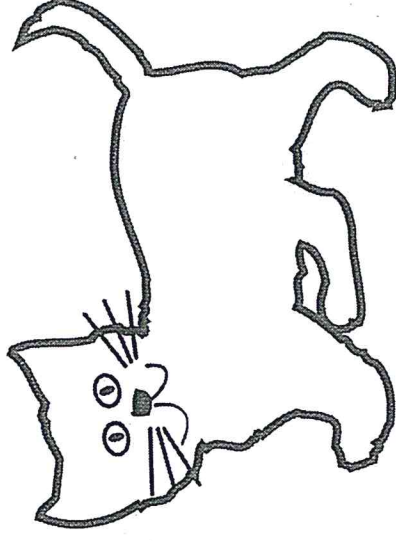
## Word Family Book

1.




\_\_\_\_at

2.



\_\_\_\_at

3.



\_\_\_\_at

4.



Name: \_\_\_\_\_

# Reading Comprehension

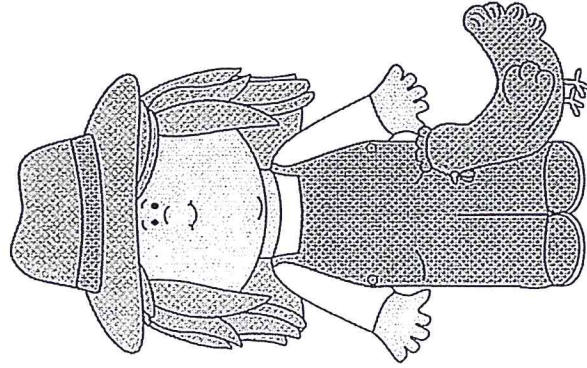
## My Pet Hen

Can you see my pet hen?

My hen is little.

My hen is brown.

My hen can lay lots of eggs.

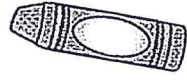


1. I have a pet \_\_\_\_\_.

a. horse

b. cow

c. hen

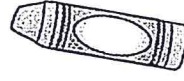


2. My hen is \_\_\_\_\_.

a. little and yellow

b. little and brown

c. big and brown




3. My hen can \_\_\_\_\_.

a. lay lots of eggs

b. hop

c. jump high



Name: \_\_\_\_\_

## Reading Comprehension

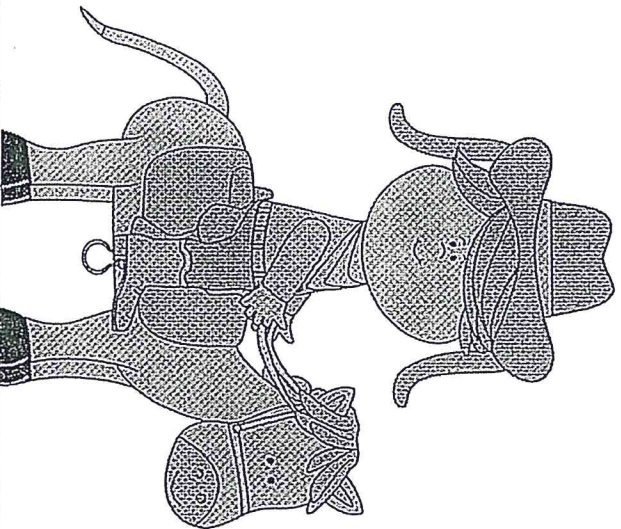
### The Girl and Her Horse

The little girl has a horse.

Her horse is big.

Her horse is brown.

She likes to ride her horse.

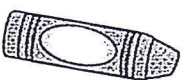


1. The girl has a \_\_\_\_\_.

a. horse

b. cow

c. hen

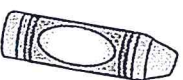


2. She likes to \_\_\_\_\_.

a. ride her horse

b. run and jump

c. ride her bike

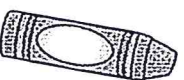


3. The horse is \_\_\_\_\_.

a. little and brown

b. big and blue



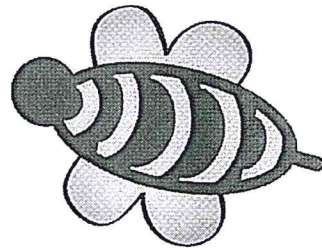
c. big and brown





# Which One Doesn't Belong?


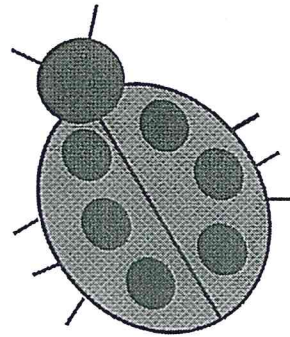

Look at the four pictures below and cross out the one that does not rhyme.





# Which One Doesn't Belong?

Look at the four pictures below and cross out the one that does not rhyme.



Name: \_\_\_\_\_


## Reading Comprehension

### Mat's Bike

Matt has a new bike.

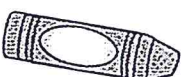
The bike is big and blue.

Matt rides his bike  
to school every day.



1. \_\_\_\_\_ has a new bike.

- a. Mike
- b. Matt
- c. Will



2. The bike is \_\_\_\_\_.

- a. big and blue
- b. little and red
- c. little and blue



3. Matt rides his bike \_\_\_\_\_.

- a. to the park
- b. to school
- c. to the zoo






Name: \_\_\_\_\_

Directions: Read the story 3 times for fluency  
and color the stars.


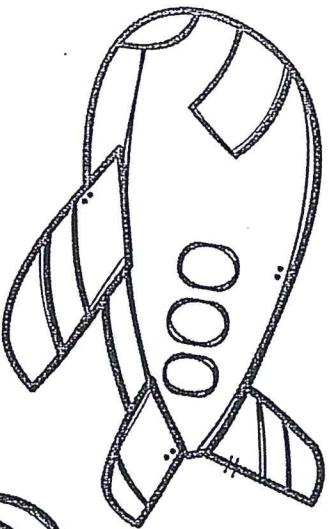
My dad has a car.

The car is blue.

The car can go fast.



Circle the picture that  
matches the story.



## Reading Comprehension

1. My dad has \_\_\_\_\_.



- a. a tie
- b. a car
- c. a dog

2. The car is \_\_\_\_\_.

- a. big
- b. little
- c. blue

3. The car can \_\_\_\_\_.

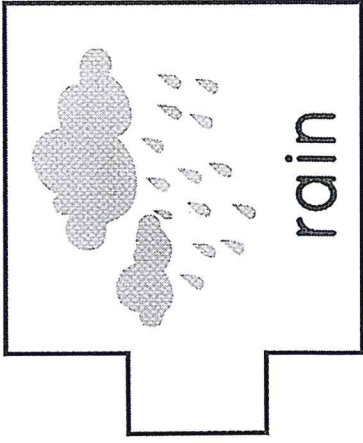
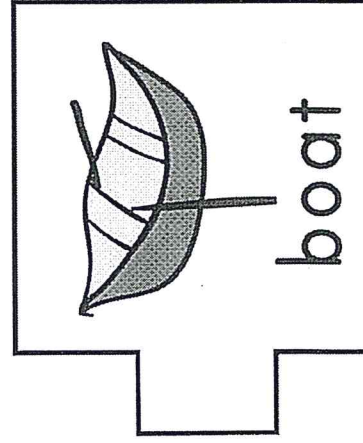
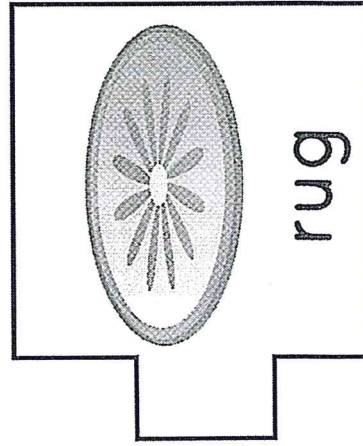


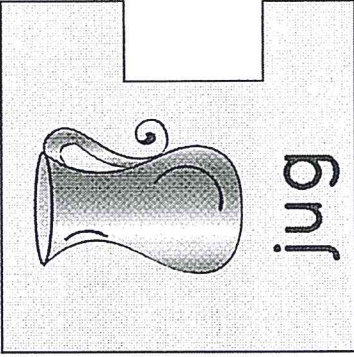

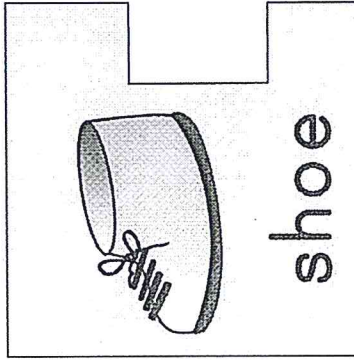



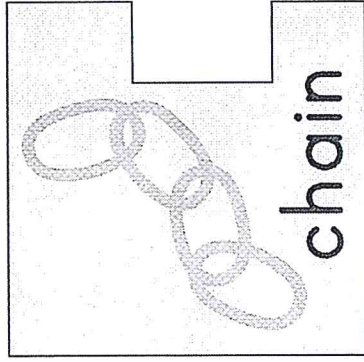
- a. go fast
- b. run
- c. swim





# RHYMING PUZZLES - 2

Ask your child to read aloud all the words with the help of the pictures. Then cut the puzzle pieces from the bottom of the page and ask your child to place it next to its rhyming word.



**Tip:** Puzzle pieces work better when printed on thicker paper so they can be used and reused for practice. These pieces can be used with other worksheets in the series "Rhyming Puzzles" to create different sets of rhyming words.

Name: \_\_\_\_\_


# Reading Comprehension

Directions: Read the story 3 times for fluency  
and color the stars.


I see a bear.

The bear is brown.

The bear has a cub.




Circle the picture that  
matches the story.



1. I see a \_\_\_\_\_.

- a. bear
- b. jar
- c. car



2. The bear is \_\_\_\_\_.

- a. green
- b. yellow
- c. brown






3. The bear has \_\_\_\_\_.

- a. a hat
- b. a cub
- c. a bug



# Which One Doesn't Belong?

Look at the pictures below and cross out the one which does not rhyme.

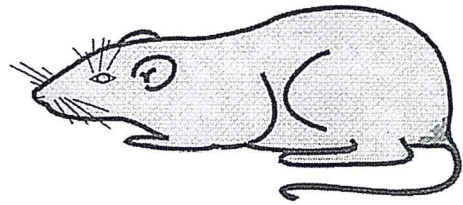





# Meet the "at" Family

Look at the pictures and fill in the missing letter to complete each word.

\_\_\_\_ at



\_\_\_\_ at



\_\_\_\_ at

