Ms. Mary Room 9

E.B. Math

Week 1

DAY 1

1. The student will practice basic addition facts by completing the Star Addition Worksheet. The student may use counters such as beans, cereal or a number line to assist him.
2. The student will then complete Cupcake Math in which he must solve the addition problems and color the picture according to the code.

DAY 2

1. The student will practice basic addition facts by completing Baseball Addition # 3. The student may use counters such as beans, cereal or a number line to assist him.
2. The student will then solve Pineapple Addition in which he must count the pineapples to help him add.

DAY 3

1. The student will practice basic addition facts by completing Math Salad 1-10. The student may use counters such as beans, cereal or a number line to assist him.
2. The student will then solve Simple Addition with Watermelon. The student must solve the giving problems inside the watermelon and then circle the problems that match the sum on top of the watermelon. The student may use counters such as beans, cereal or a number line to assist him.

DAY 4

1. The student will practice basic addition facts by completing Sunny Summer Math. The student may use counters such as beans, cereal or a number line to assist him.
2. The student will then solve Watermelon Math. The student must count the watermelons to help him add.

DAY 5

1. The student will practice basic addition facts by completing Tetis Dash Math. The student may use counters such as beans, cereal or a number line to assist him.
2. The student will complete Apple Tree Math. He will solve the addition problems and then color the picture according to the code.

Week 2

DAY 1

1. The student will practice basic addition facts by completing Addition Facts to 12 Sheet 1. The student may use counters such as beans, cereal or a number line to assist him.
2. The student will then solve Simple Addition with Strawberries. The student must solve the giving problems inside the Strawberries and then circle the problems that match the sum on top of the watermelon. The student may use counters such as beans, cereal or a number line to assist him.

DAY 2

1. The student will practice basic addition facts by completing Dino Addition. The student may use counters such as beans, cereal or a number line to assist him.
2. The student will then solve Simple Addition with Pineapples. The student must solve the giving problems inside the Pineapples and then circle the problems that match the sum on top of the watermelon. The student may use counters such as beans, cereal or a number line to assist him.

DAY 3

1. The student will practice basic addition facts by completing Coloring Addition. The student may use counters such as beans, cereal or a number line to assist him.
2. The student will then solve Simple Addition with Oranges. The student must solve the giving problems inside the Oranges and then circle the problems that match the sum on top of the watermelon. The student may use counters such as beans, cereal or a number line to assist him.

DAY 4

1. The student will practice basic addition facts by completing Bubble Gum Math. The student may use counters such as beans, cereal or a number line to assist him.
2. The student will continue practicing basic addition facts by completing coloring by sum. The student will solve the addition problems and then color the picture accordingly.

DAY 5

1. The student will practice basic addition facts by completing Fruity Math Blast. The student may use counters such as beans, cereal or a number line to assist him.
2. The student will complete Gummy Math. He will use the given pictures to help him solve the problems.

Grade 1

Star Addition!

Add the numbers in the stars below.

1. 2 + 5 =

2. 2 + 2 =

3. 2 + 1 =

4. 2 + 6 =

5. 3 + 5 =

6. 6 + 1 =

7. 6 + 2 =

8. 2 + 4 =

9. 2 + 3 =

10. 3 + 2 =

11. 1 + 8 =

12. 6 + 3 =

Copyright 2000-2009 Education.com

Cupcake Math



Note: More worksheets at www.education.com/worksheets

Instructions:

Complete each math problem and color the page!

education.com

Copyright @ 2011-2012 by Education.com

BASEBALL ADDITION #3

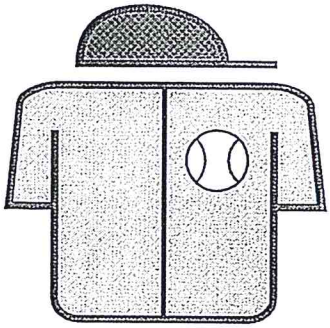

Batter up! Step up to the plate and swing for the fences. Solve the following addition problems and you'll be an All-Star!

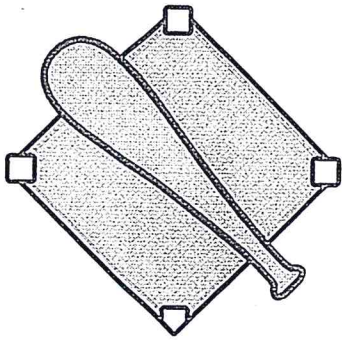

6 + 6 = ___

7 + 3 = ___

8 + 1 = ___

4 + 6 = ___

6 + 7 = ___

5 + 4 = ___

3 + 8 = ___

7 + 5 = ___

5 + 6 = ___

4 + 4 = ___

7 + 2 = ___

2 + 8 = ___

Copyright 2011-2012 Education.com

Grade 1

Pineapple Addition!



Pineapples are sweet and tangy! Add the numbers.
Use the pineapples to help you count.

1.
$$\begin{array}{r} 2 \\ +\ 7 \\ \hline \end{array}$$

2.
$$\begin{array}{r} 6 \\ +\ 2 \\ \hline \end{array}$$

3.
$$\begin{array}{r} 5 \\ +\ 1 \\ \hline \end{array}$$

4.
$$\begin{array}{r} 4 \\ +\ 4 \\ \hline \end{array}$$

5.
$$\begin{array}{r} 4 \\ +\ 3 \\ \hline \end{array}$$

6.
$$\begin{array}{r} 1 \\ +\ 7 \\ \hline \end{array}$$

7.
$$\begin{array}{r} 7 \\ +\ 2 \\ \hline \end{array}$$

8.
$$\begin{array}{r} 1 \\ +\ 2 \\ \hline \end{array}$$

9.
$$\begin{array}{r} 1 \\ +\ 1 \\ \hline \end{array}$$

10.
$$\begin{array}{r} 2 \\ +\ 2 \\ \hline \end{array}$$

11.
$$\begin{array}{r} 2 \\ +\ 3 \\ \hline \end{array}$$

12.
$$\begin{array}{r} 2 \\ +\ 4 \\ \hline \end{array}$$

education.com Copyright 2010 - 2011 Education.com

Math Salad 1-10, #16

Add the numbers together for each problem.
Write your answer in the blank space.

5 + 4 =__ 3 + 2 =__

1 + 8 =__ 5 + 2 =__

5 + 3 =__ 2 + 4 =__

4 + 5 =__ 4 + 2 =__



How many pears are in the fruit salad?

_____

education.com Copyright 2009-2010 Education.com

SIMPLE ADDITION

Single Digit Addition

Add the numbers inside the watermelon and circle the ones that add up to the number on the top.

15

7+8 7+7
8+5 9+6

14

6+8 7+7
4+9 9+5

11

6+9 2+8
5+6 7+4

17

8+9 7+8
6+6 9+8

13

4+3 5+8
8+5 6+7

12

7+5 2+5
3+1 3+9

Copyright 2010-2011 Education.com

created by: education.com
www.education.com/worksheets

Grade 1

Sunny Summer Math

Clear skies ahead...let's go to the beach! Add the numbers.

1. 2 + 3 = ___
2. 2 + 6 = ___
3. 4 + 1 = ___
4. 2 + 1 = ___
5. 1 + 5 = ___
6. 6 + 2 = ___
7. 2 + 2 = ___
8. 4 + 1 = ___
9. 5 + 4 = ___
10. 5 + 2 = ___
11. 2 + 5 = ___
12. 5 + 3 = ___

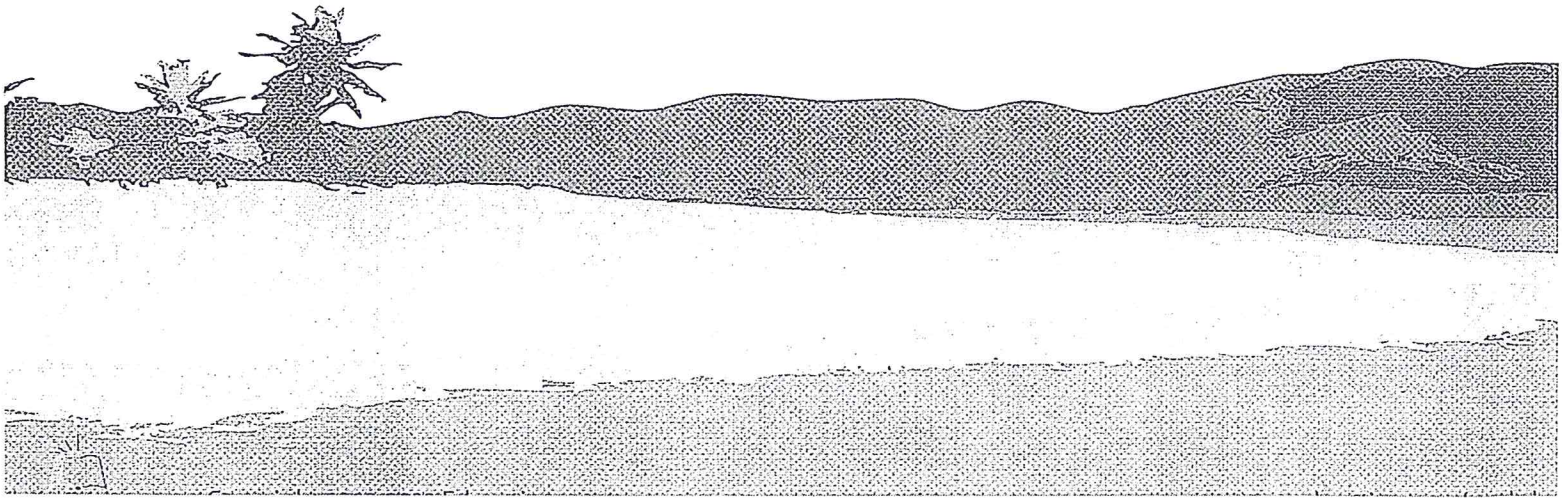

Grade 1

Watermelon Math



Watermelon tastes great on a hot summer day! Add the numbers.
Use the watermelons to help you count.

1.
$$\begin{array}{r} 1 \\ +\ 5 \\ \hline \end{array}$$

2.
$$\begin{array}{r} 3 \\ +\ 1 \\ \hline \end{array}$$
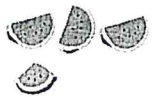

3.
$$\begin{array}{r} 3 \\ +\ 4 \\ \hline \end{array}$$


4.
$$\begin{array}{r} 4 \\ +\ 4 \\ \hline \end{array}$$


5.
$$\begin{array}{r} 2 \\ +\ 4 \\ \hline \end{array}$$

6.
$$\begin{array}{r} 1 \\ +\ 3 \\ \hline \end{array}$$
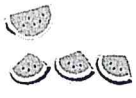

7.
$$\begin{array}{r} 2 \\ +\ 7 \\ \hline \end{array}$$


8.
$$\begin{array}{r} 1 \\ +\ 8 \\ \hline \end{array}$$


9.
$$\begin{array}{r} 4 \\ +\ 3 \\ \hline \end{array}$$

10.
$$\begin{array}{r} 1 \\ +\ 7 \\ \hline \end{array}$$
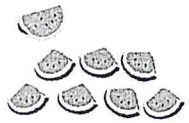

11.
$$\begin{array}{r} 5 \\ +\ 2 \\ \hline \end{array}$$


12.
$$\begin{array}{r} 3 \\ +\ 2 \\ \hline \end{array}$$

education.com

Copyright 2010 - 2011 Education.com

Grade 1

TETRIS MATH DASH I

Hurry! Add the numbers before the tetris blocks fall.

1. $1 + 8 =$ ____

2. $4 + 1 =$ ____

3. $6 + 3 =$ ____

4. $1 + 5 =$ ____

5. $5 + 3 =$ ____

6. $2 + 5 =$ ____

7. $2 + 4 =$ ____

8. $2 + 7 =$ ____

9. $5 + 4 =$ ____

10. $1 + 7 =$ ____

11. $3 + 5 =$ ____

12. $3 + 2 =$ ____

Apple Tree Math

Note: More worksheets at www.education.com/worksheets

Instructions:

Complete each math problem and color the page!

education.com

Copyright @ 2011-2012 by Education.com

Name Date

ADDITION FACTS TO 12 SHEET 1

1 2 3 4 5 6 7 8 9 10 11 12

1) 3 + 2 = _____

2) 2 + 3 = _____

3) 1 + 4 = _____

4) 4 + 1 = _____

5) 5 + 2 = _____

6) 6 + 1 = _____

7) 0 + 3 = _____

8) 3 + 2 = _____

9) 5 + 1 = _____

10) 2 + 4 = _____

11) 2 + 5 = _____

12) 5 + 3 = _____

13) 7 + 2 = _____

14) 1 + 7 = _____

15) 5 + 2 = _____

16) 4 + 4 = _____

17) 2 + 6 = _____

18) 1 + 9 = _____

19) 3 + 5 = _____

20) 8 + 2 = _____

Key question: what happens when you change the order of the numbers: 3 + 6 and 6 + 3; 2 + 5 and 5 + 2?

SIMPLE ADDITION

Single Digit Addition

Add the numbers inside the strawberry and circle the ones that add up to the number on the leaf.

2
1+1
3+3
2+0
8+1

3
1+2
3+0
2+1
6+1

10
9+1
6+4
8+6
7+1

5
4+2
5+0
3+2
1+4

8
7+1
3+5
2+2
6+2

6
4+3
1+5
2+4
4+2

Copyright 2010-2011 Education.com

created by: education.com
www.education.com/worksheets

Grade 1

Dino Addition!

Your dynamite math skills will help you add these numbers!

1. 5 + 3 = ___
2. 4 + 3 = ___
3. 6 + 2 = ___
4. 4 + 4 = ___
5. 2 + 2 = ___
6. 1 + 8 = ___
7. 3 + 5 = ___
8. 2 + 5 = ___
9. 2 + 4 = ___
10. 2 + 7 = ___
11. 2 + 3 = ___
12. 2 + 1 = ___

education.com Copyright 2008-2009 Education.com

SIMPLE ADDITION

Add the numbers inside the pineapple and circle the ones that add up to the number on the leaf.

5

4+1
3+4
2+3
6+1

9

2+6
5+4
2+7
3+8

7

4+3
4+4
5+3
6+1

8

5+3
4+4
3+3
6+2

4

4+1
3+1
2+3
2+2

6

3+3
5+1
2+7
4+2

Copyright 2010-2011 Education.com

created by: education.com
www.education.com/worksheets

Coloring Addition

Find the answer to each problem , then use the numbers to color the picture.

7+2 = _____ black

3+2 = _____ blue

5+1 = _____ orange

6+1 = _____ yellow

2+2 = _____ green

3+0 = _____ red



Copyright 2008-2009 Education.com

Created by : education.com
www.education.com/worksheets

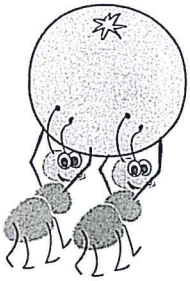

SIMPLE ADDITION

Single Digit Addition

Add the numbers inside the orange and circle the ones that add up to the number on the top.

12

6+6
7+3
8+4
8+1

18

7+8
9+9
2+6
4+1

11

9+2
3+3
9+9
3+8

16

7+7
7+9
8+8
5+9

13

4+9
7+8
6+7
8+1

15

1+1
6+9
5+0
8+7

Copyright 2010-2011 Education.com

created by: education.com
www.education.com/worksheets

Grade 1

Bubble Gum

Addition is as easy as blowing bubbles! Add the numbers.

1. 3 + 1 = ___
2. 3 + 3 = ___
3. 7 + 2 = ___
4. 1 + 6 = ___
5. 8 + 1 = ___
6. 5 + 2 = ___
7. 3 + 6 = ___
8. 1 + 2 = ___
9. 1 + 4 = ___
10. 4 + 3 = ___
11. 4 + 1 = ___
12. 2 + 4 = ___

Bubble Gum

education.com Copyright 2008-2009 Education.com

COLOR BY SUM

Add. Then color all the sums using the color key below.

1 = Green **2** = Red **3** = Blue **4** = Yellow **5** = Orange

FABULOUS FRUITS

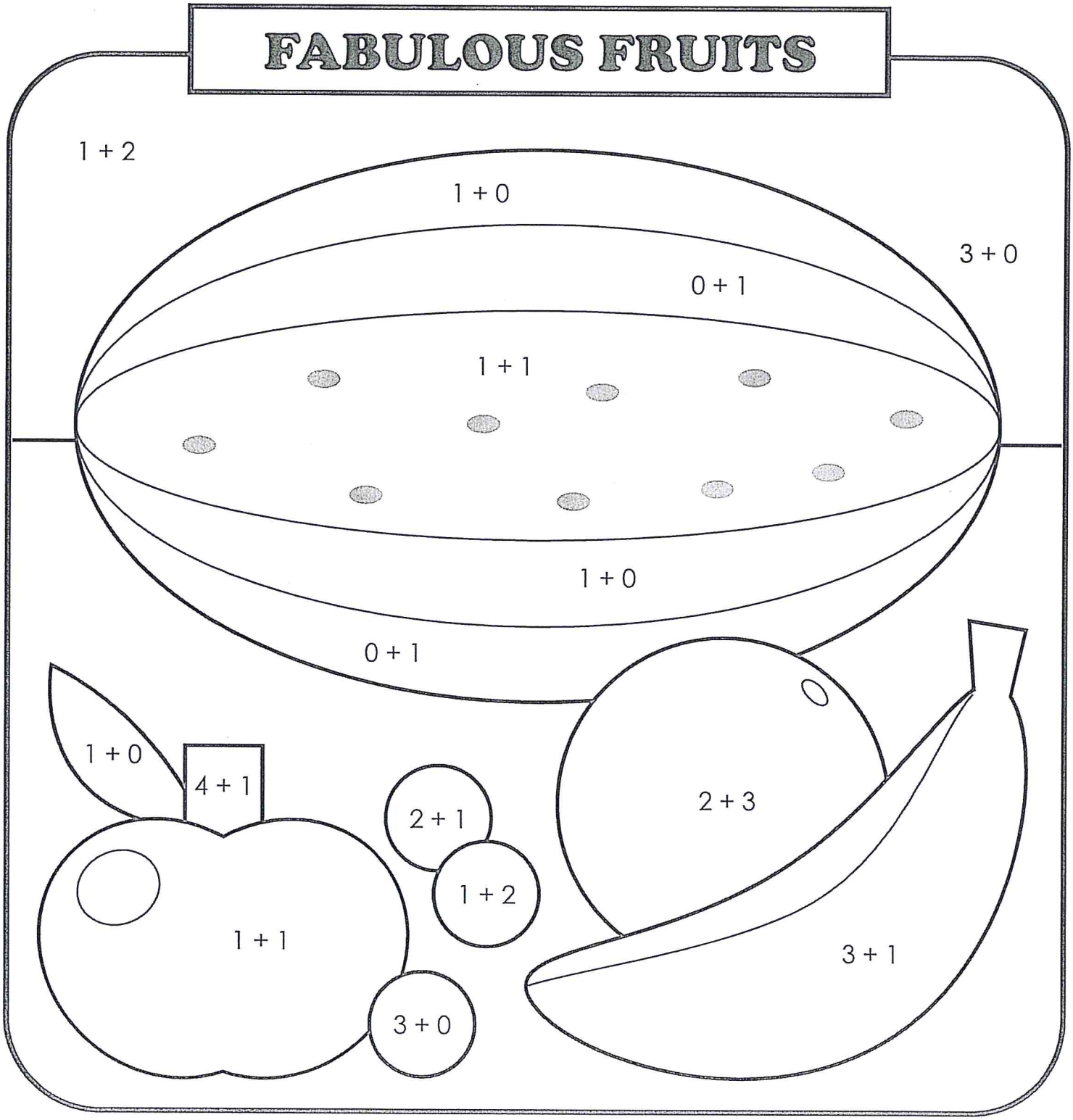

Copyright 2010-2011 Education.com

Created by : education.com
www.education.com/worksheets

5

Grade 1

Fruity Math Blast!

Add the numbers in the fruits.

1. 4 + 1 = ___

2. 1 + 7 = ___

3. 3 + 2 = ___

4. 5 + 4 = ___

5. 1 + 1 = ___

6. 1 + 4 = ___

7. 2 + 7 = ___

8. 5 + 1 = ___

9. 6 + 2 = ___

10. 4 + 3 = ___

11. 4 + 2 = ___

12. 3 + 4 = ___

education.com Copyright 2008-2009 Education.com

Grade 1

Gummy Math!

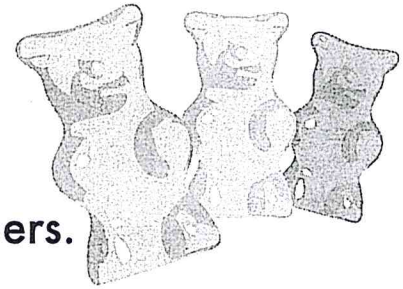

Solving math problems tastes as good as gummies! Add the numbers.
Use the bears to help you count.

1. 3 + 6 =

2. 2 + 2 =

3. 4 + 3 =

4. 4 + 5 =

5. 4 + 1 =

6. 1 + 6 =

7. 3 + 1 =

8. 3 + 3 =

9. 2 + 6 =

10. 1 + 5 =

11. 2 + 3 =

12. 8 + 1 =

education.com Copyright 2008-2009 Education.com