

Language Arts

1. Read My Home Story Compare and Contrast
 - vocab worksheets (3)
 - compare & contrast
 - assessment
 2. Fill in the alphabet uppercase and lowercase with visual
 3. Building matching words and sentences
 4. Writing name practice
 5. Vocab pages (6)
- **PLEASE TURN IN:** Please turn in all worksheets This will all be taken for a grade. ******

Math

1. Counting worksheets (8)
 2. Fill in the numbers worksheets (11)
 3. Shape cut and paste activities (6)
- **PLEASE TURN IN:** all worksheets ****** There is also a 120 chart to help them with counting and adding and subtracting

Science

1. Complete the "Plant Life" Scavenger hunt. Your child has completed these before in class. The number on the card matches up with the number of the question. The questions are multiple choice.
 2. Do We Need Light to See science experiment
- **PLEASE TURN IN:** Please turn everything in to be graded. ******

Social Studies

1. Read the short story on "Making Money". Your child has complete assignments like this in class.
 - quiz
 - activity 1 (4 pages)
 - activity 2 (1 page)
2. Read Down On Budget Farm
 - quiz
 - crossword
 - activity 1 (2 pages)

****PLEASE TURN IN:** all quizzes and activities to be graded. ******

IEP Practice

1. Number recognitions with flashcards and directions provided on the worksheets

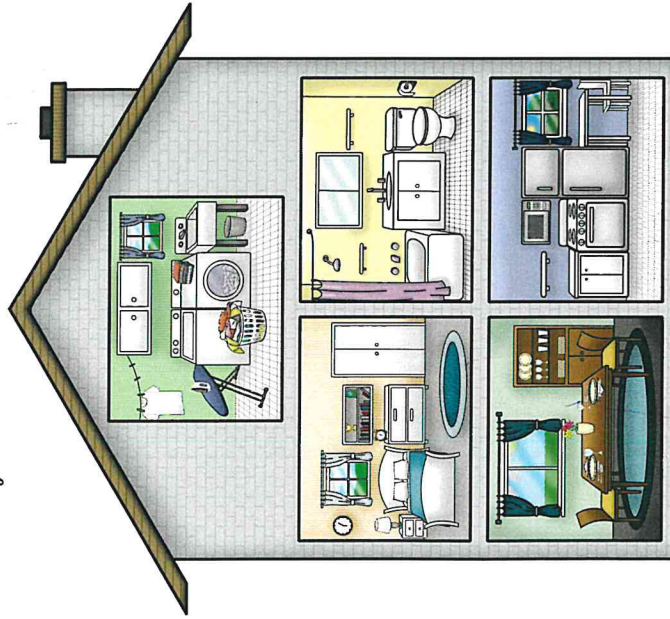
****Please check packet for information/activities from SPEECH AND OT*****

****Complete at your own pace. Please return everything when we return to school April 6, 2020.
Please check Remind for updates from your staff. If you have any questions or concerns feel
free to reach out at any time to any room 2 staff via Remind*****

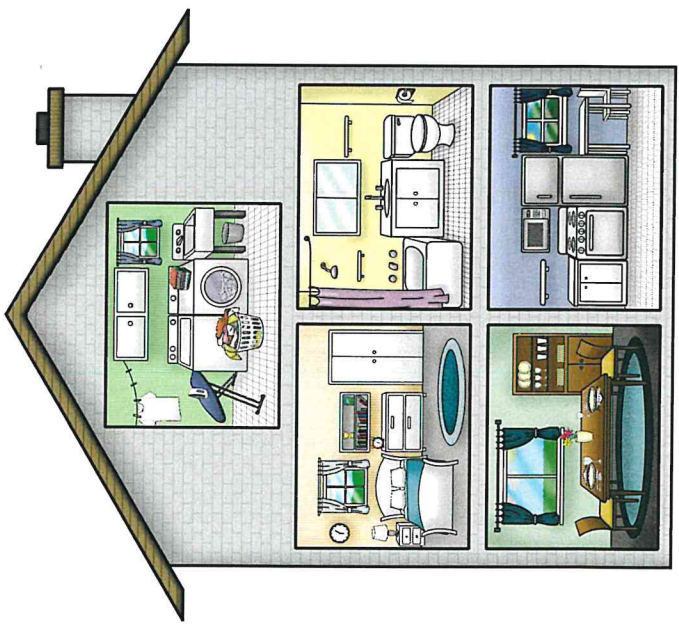
My Home

By: Julie Doubrava

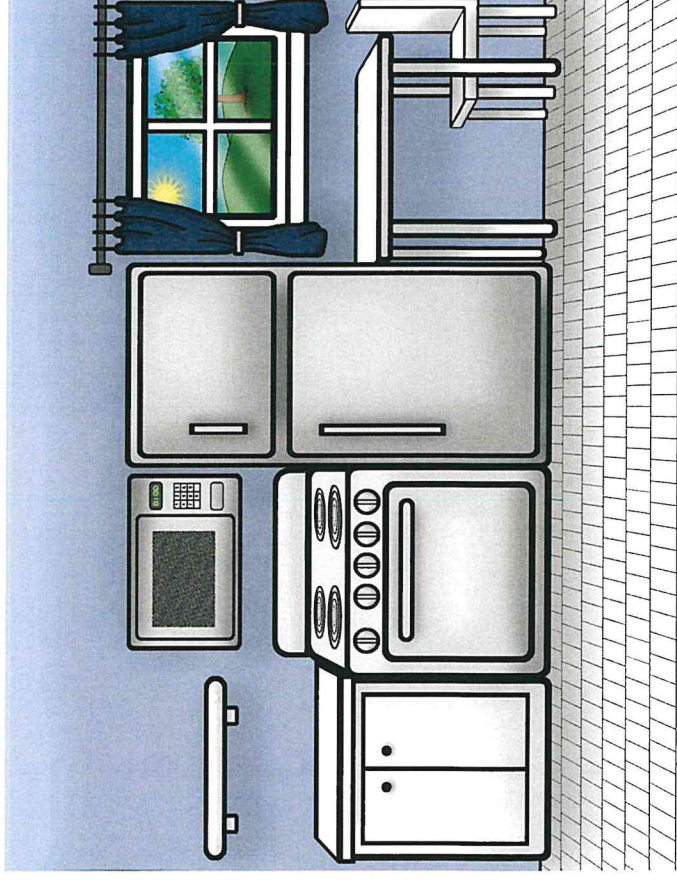
Level
1




I live in a home.



I make my meals in the kitchen.

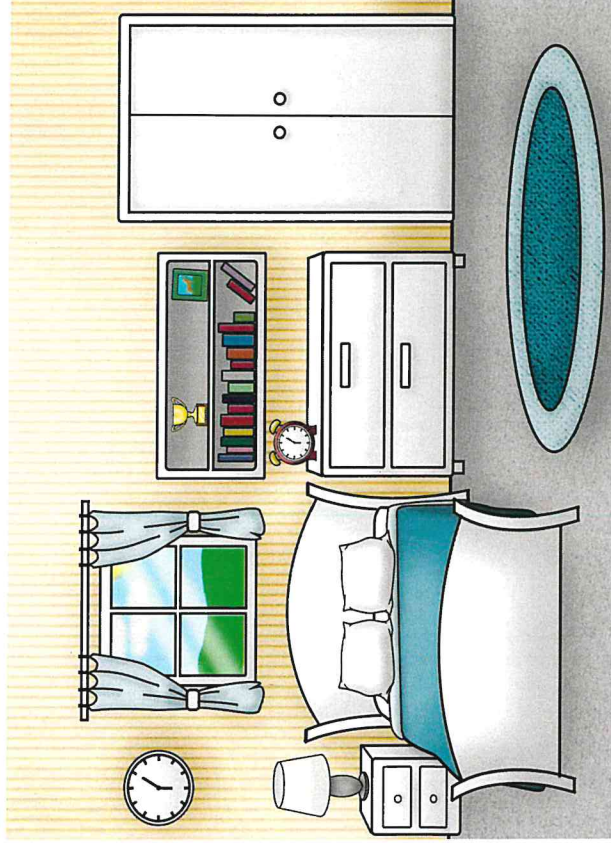


I eat my meals in the dining room.

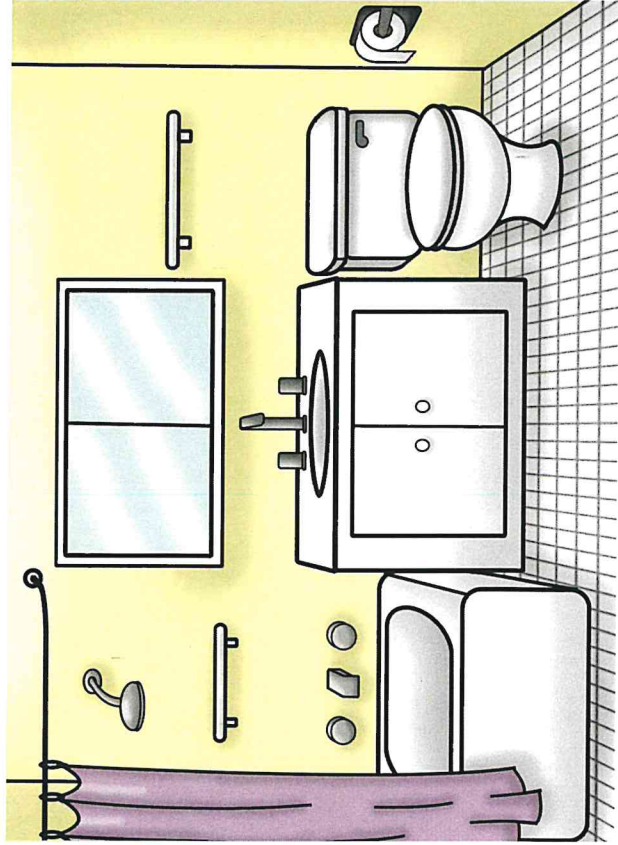


3.


I sleep in my bedroom.



I wash my body and teeth in the
bathroom.



I do chores like folding clothes in the
laundry room.



My family lives in my home with me. I
love my home.



Week Four Vocabulary

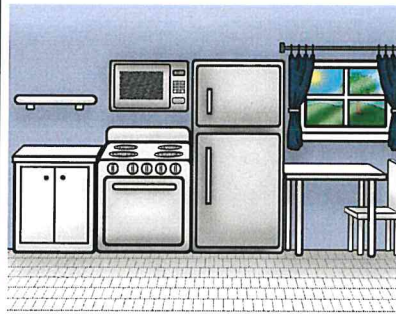
My Home

Level
1

Home



Kitchen




Dining Room



Bathroom



Bedroom



Laundry Room

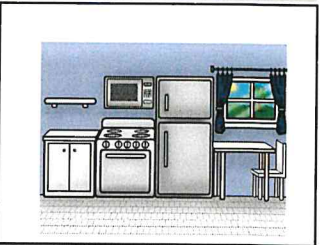

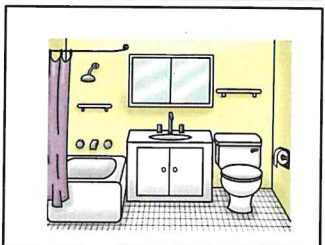


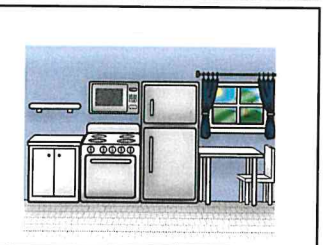

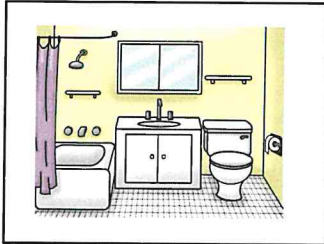


Week Four Vocabulary

Level
1

Name: _____

Directions: Match the pictures of the
vocabulary words




Week Four Vocabulary

Level
2

Name: _____

Directions: Cut and paste the correct vocabulary word picture in each sentence

1. I take a shower in the _____.
2. Sit in the _____ to eat dinner.
3. I am making food in the _____.
4. My family and I live in our _____.
5. My comfy bed is in the _____.
6. I need to fold my clothes in the _____.



COMPARE

What do TWO parts of the story have in common?

CONTRAST

What are differences of TWO parts of the story ?

COMPARE AND CONTRAST THE TWO HOLIDAYS!

ST. PATRICK'S DAY

Celebrate
Irish heritage.
Celebrated in
March
Has lots of
green
shamrocks



They are both
holidays

They are both in
the first half of
the year.

They are both
fun to
celebrate.

VALENTINE'S DAY



Give people
you love gifts.

Celebrated in
February

Has lots of
pink hearts.


Practice the Skill

level
1


Name: _____

Directions: Cut out the pictures and sort them in the correct box.


KITCHEN



BOTH










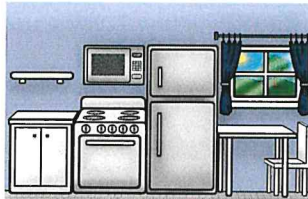
BEDROOM



Practice the Skill

Level
1

Directions: Cut out the pictures and sort them in the correct box.

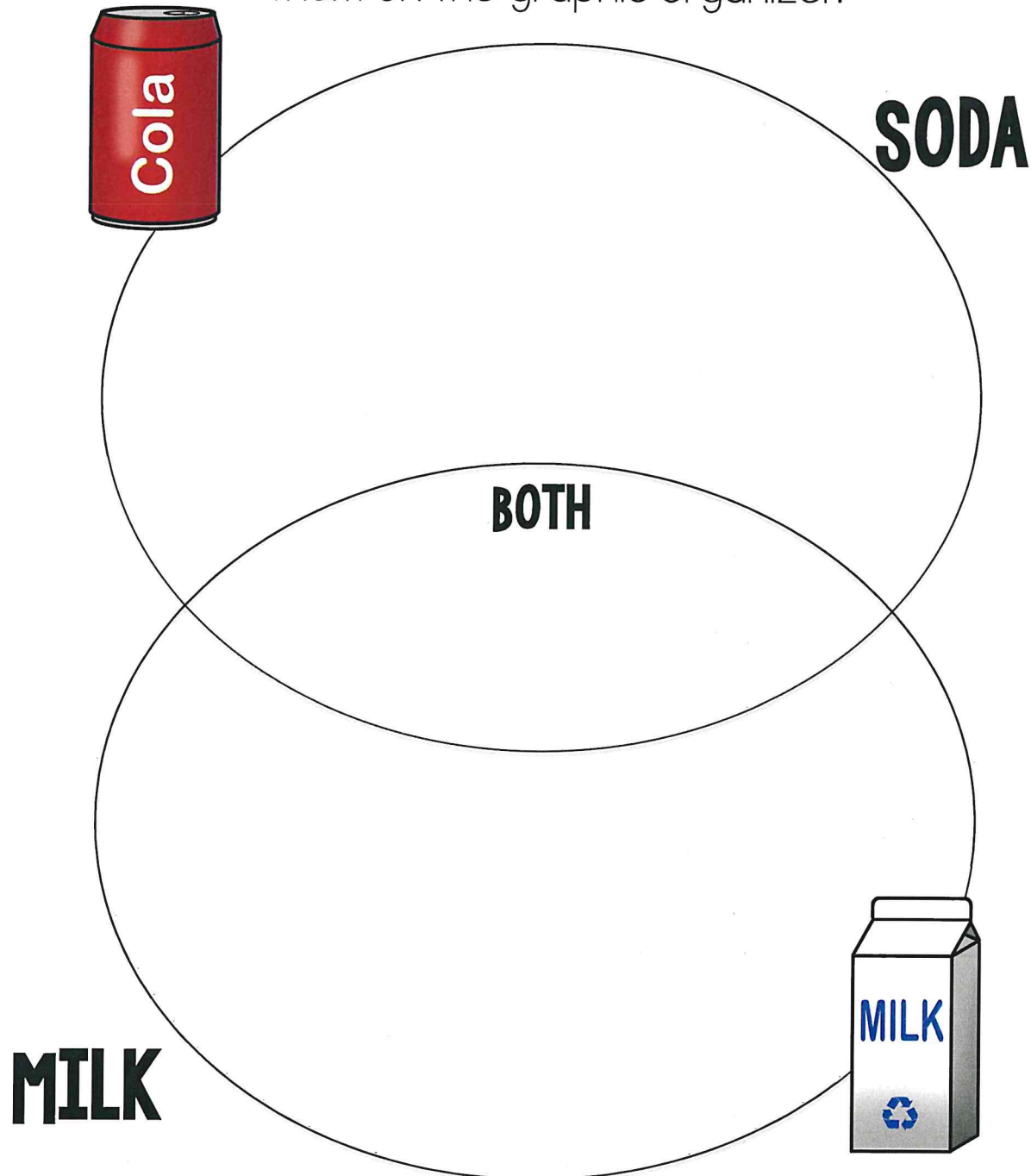
<p>I SLEEP HERE</p> 	<p>I MAKE FOOD IN HERE.</p> 	<p>MY CLOTHES ARE HERE</p> 
<p>IN MY HOME</p> 	<p>I DO CHORES IN HERE</p> 	<p>MY OWN SPACE</p> 
<p>I SPEND TIME WITH FAMILY HERE</p> 	<p>MY FOOD IS HERE</p> 	

Week 4-Learning the Skill Activity:
Compare and Contrast

All
Levels

Name: _____

Directions: Cut out the pictures on the next page and paste them on the graphic organizer.



Week I-Learning the Skill Activity:
Compare and Contrast

All
Levels


Name: _____

Directions: Cut out the pictures of the characters and
paste them on the house.


HEALTHY




HAS BUBBLES



UNHEALTHY




PUT IN A FRIDGE.



BOUGHT AT A STORE



COMES FROM A COW



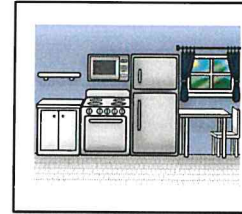
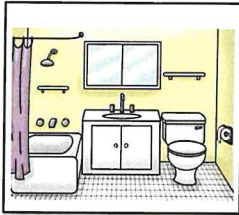
ASSESSMENT

Level
1

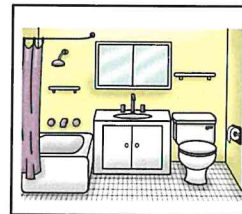
Name: _____

Directions: # 1-6 Match the vocabulary pictures



1.




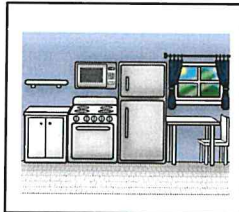
2.



3.




4.



5.



6.



ASSESSMENT

Level
1

Directions: Circle the correct answer based on the story and the skills learned this week

7. Where does the story take place?

School



Store



Home



8. Who do you live with in your home?

Family



Friends



Alone



9. Where do you cook your meals?

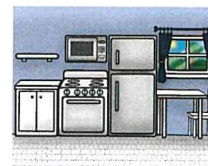
Laundry room



Bathroom



Kitchen



10. Where does your mom wash your clothes?

Dining room



Bedroom



Laundry room



ASSESSMENT

Level
1

Directions: Circle the correct answer based on the story and the skills learned this week

11. You can do chores in the laundry room and your bedroom.

Yes



No



12. You take a shower or bath in the kitchen and bathroom.

Yes



No

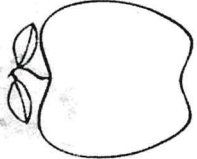


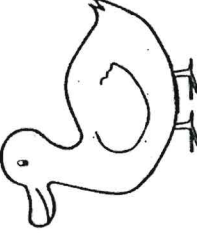


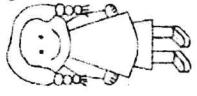

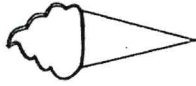



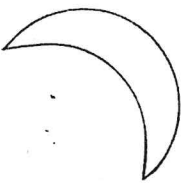





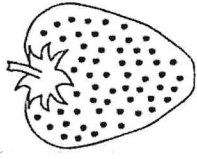
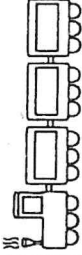
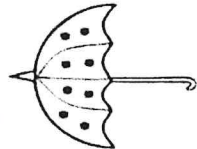
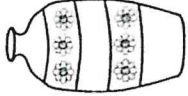

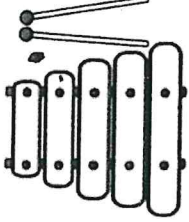

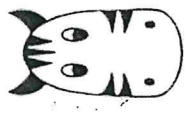


My Score

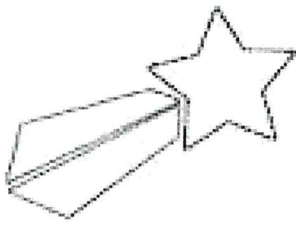


_____ / 12

_____ %

Aa 	Bb 	Cc 	Dd 	Ee 	Ff 	Gg 
Hh 	Ii 	Jj 	Kk 	Ll 	Mm 	Nn 
Oo 	Pp 	Qq 	Rr 	Ss 	Tt 	Uu 
Vv 	Ww 	Xx 	Yy 	Zz 		

*Completed using Lower case Letters.



Name :

Fill in the Missing Letters










a	b			e
f		h	i	j
	l		n	
p		r		t
u	v			
		z		




*Complete using upper case numbers


Alphabet Blocks


Trace the letters. Write in the missing letters.

 A	 B	 C	 	 E
F		H		
K		M		
P			S	T
	V		X	
Z				




Connect the dots then color in the hidden picture!
Connect the dots from A to Z in alphabetical order.





Connect the dots then color in the hidden picture!
Connect the dots from a to z in alphabetical order.



Name _____

Sentence Building!

Directions: Cut out the words at the bottom of the page. Shuffle the words to make a complete sentence. Paste the words in the boxes and write the sentence on the line. Color the picture.



© Annie Moffatt @ The Moffatt Girls 2014

We

can

jump

in

puddles

We can jump in puddles.

can

jump

in

We

puddles.

Name _____

Sentence Building II !

Directions: Cut out the words at the bottom of the page. Shuffle the words to make a complete sentence. Paste the words in the boxes and write the sentence on the line. Color the picture.



© Annie Moffatt @ The Moffatt Girls 2014

do	you	like	my	bug
----	-----	------	----	-----

do you like my bug?

my	Do	like	you	bug?
----	----	------	-----	------

Name _____

Sentence Building III !

Directions: Cut out the words at the bottom of the page. Shuffle the words to make a complete sentence. Paste the words in the boxes and write the sentence on the line. Color the picture.



© Annie Moffatt @ The Moffatt Girls 2014




I	found	five	little	bugs.
---	-------	------	--------	-------

little	found	five	bugs.	I
--------	-------	------	-------	---




Name _____

Beginning Sounds




b




r




f



Match
the
pictures
to the
blend.



bee



robot




ring



fish



boot



flower



bath



frog



rain

* writing practice on the line

Zachary Maust

Name _____

Sight Word Practice

under

Trace it.

under

Write it.

Build it.

--	--	--	--	--

Find it.

under

three

under

under

three

under

funny

three

where

funny

three

where


Use it. write word.

r	w	g	u	m	d	n	e	y
---	---	---	---	---	---	---	---	---

Let's Learn The Word:

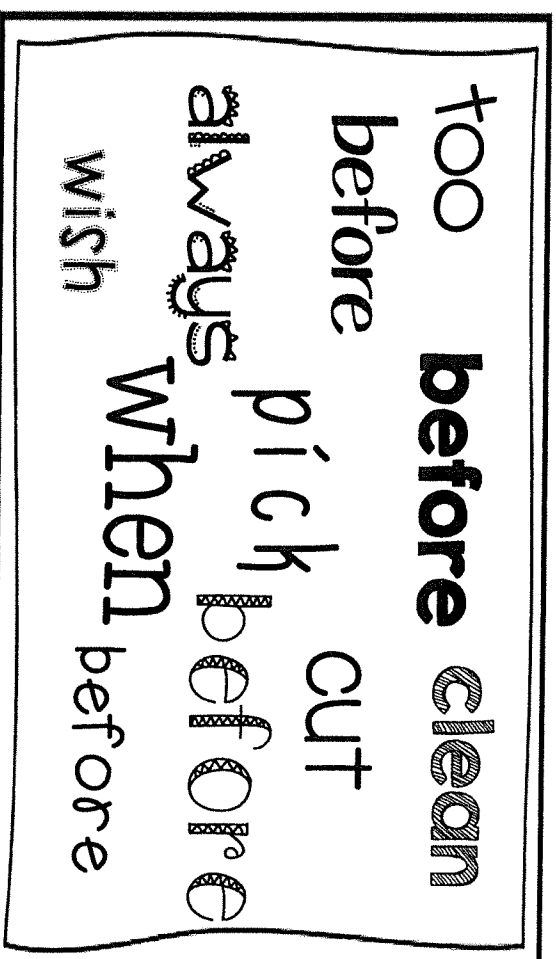

Trace & Write

before before



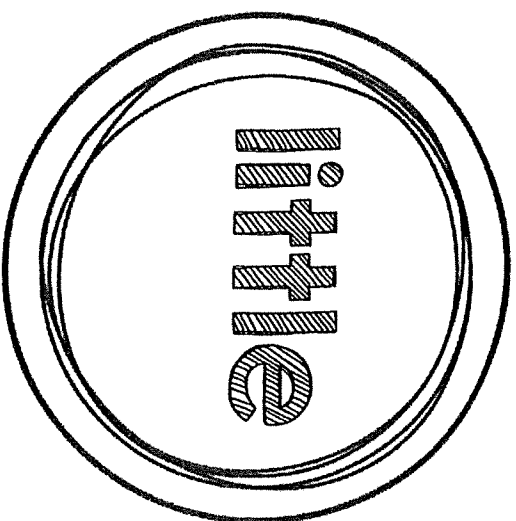
Highlight it!

Decorate it!




Let's Learn The Word:

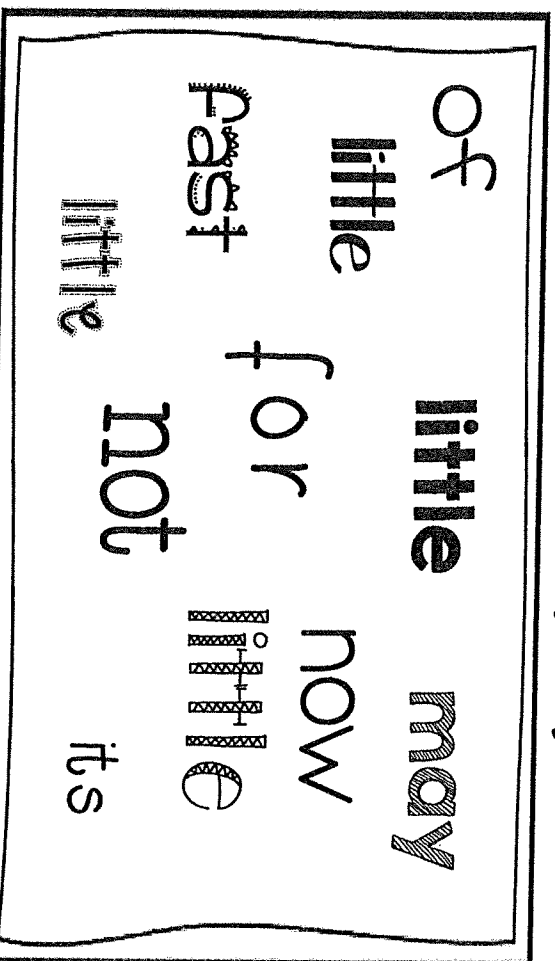
Trace & Write



Decorate it!



Highlight it!



Name _____

Sight Word Practice

both

Trace it.

both

Write it.

Build it.

--	--	--	--

Find it.

both

every

jump

away

every

both

could

came

going

away

both

both

~~Use it.~~

write word

a

t

b

o

q

d

h

c

p

Name _____

Sight Word Practice

best

Trace it.

best

Write it.

Build it.

--	--	--	--

Find it.

best	every	best	best
every	best	could	came
going	away	any	jump

~~Use it.~~

write word

b

j

d

m

e

s

a


t

p


Let's Learn The Word:

Trace & Write

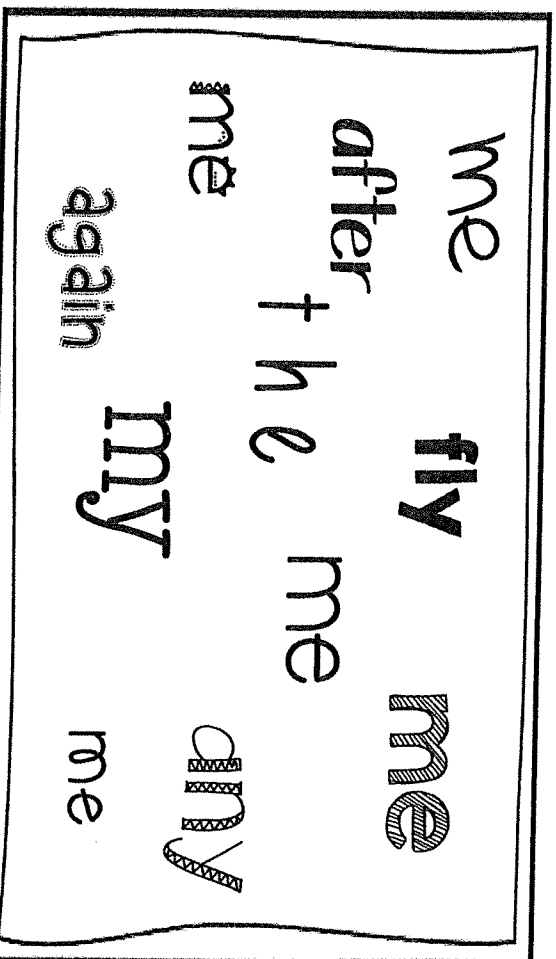
me me me me



Decorate it!



Highlight it!

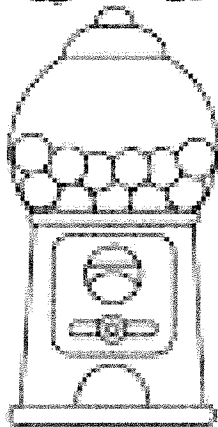




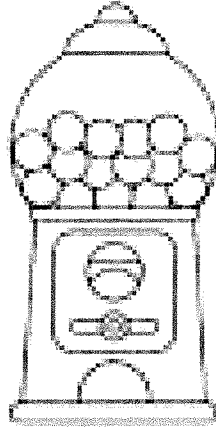
Name _____

Gumball Counting


Directions: Count the gumballs. Fill in the correct circle.
Then color the pictures.




10
11
12




15
16
18




11
12
13




16
18
19




16
17
19



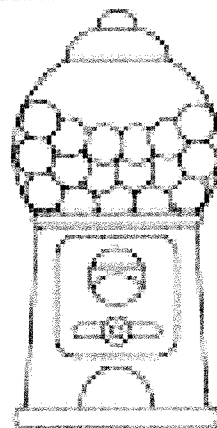
12
13
14



14
15
16



13
14
15













17
18
19

Name _____

Date _____





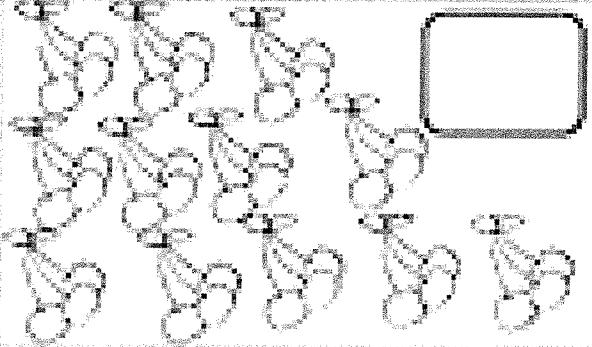
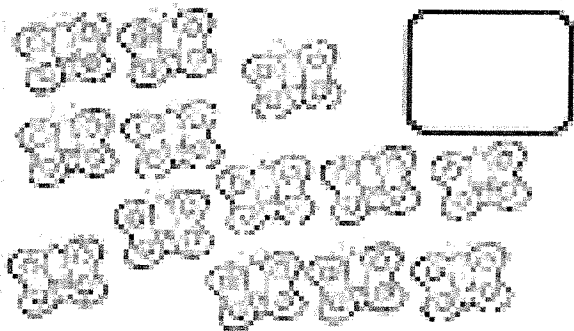


Count the number of objects in each row.

Circle the correct numeral.

16 17 18	
19 20	
16 17 18	
19 20	
16 17 18	
19 20	
16 17 18	
19 20	
16 17 18	
19 20	

Name: _____

Count how many objects in each box. Label your counting and decide which page you will write the number in the box.




Numbers 1 to 10

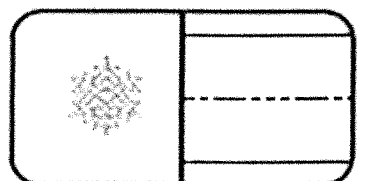
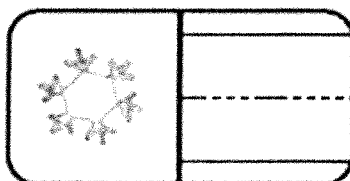

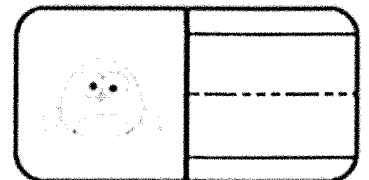
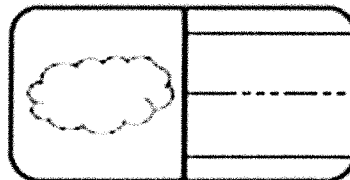
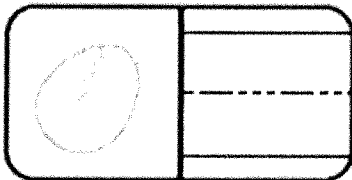
Name _____


Frozen Antarctica

Count and color the pictures.



How many? Write the number.














Name _____

How Many Ladybugs?

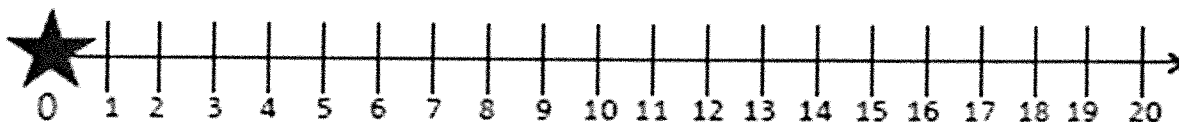
Count the pictures and write the number.


















Ladybugs


Name _____





















COUNT NUMBERS TO 20


































How many?


















					<input data-bbox="662 787 831 976" type="text"/>
					
					























					<input data-bbox="662 1102 831 1291" type="text"/>
					
					
					

					<input data-bbox="662 1411 831 1600" type="text"/>
					
					

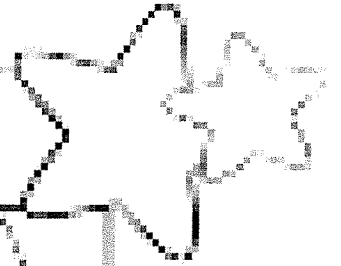
					<input data-bbox="1300 1411 1469 1600" type="text"/>
					
					
					

					<input data-bbox="662 1719 831 1908" type="text"/>
					
					
					

					<input data-bbox="1300 1719 1469 1908" type="text"/>
					
					
					

Name _____

STAR Counting 1-20





1	2		4
	6		8
		11	
13			16
17		19	

14	12	3	9	18
20	15	5	10	7


Name _____

Ten Frames


Directions: Count the number on each ten frame set. Cut and paste the matching number next to the ten frame.




Paste
Here




Paste
Here




Paste
Here




Paste
Here




Paste
Here




Paste
Here




Paste
Here



Paste
Here



Paste
Here



Paste
Here

11

12

13

14

15

16

17

18

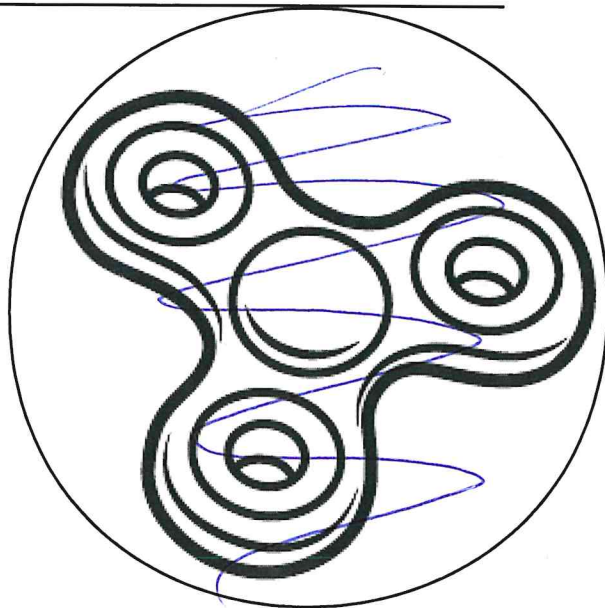
19

20

* use Number Line in TALKing device

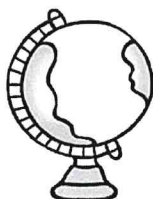
edHelper

Name: _____



Spin fidget spinner. Quick!

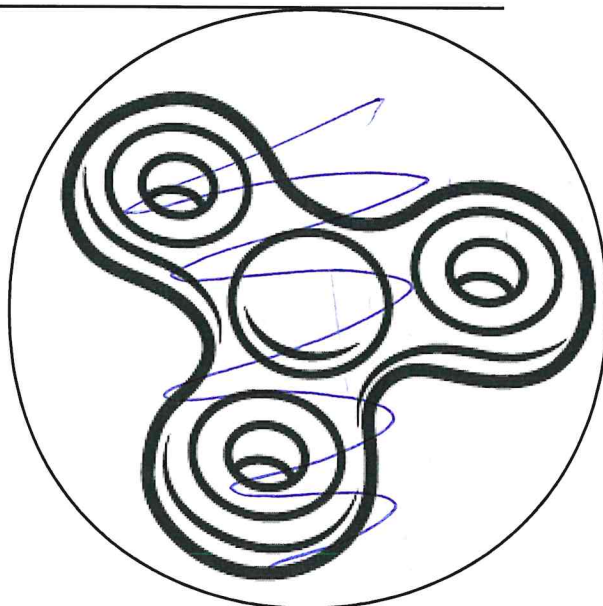
I needed to spin _____ time(s) to finish.



* use Number Line in TALKing device


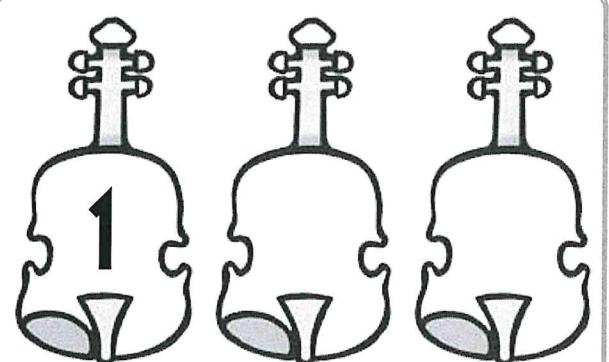
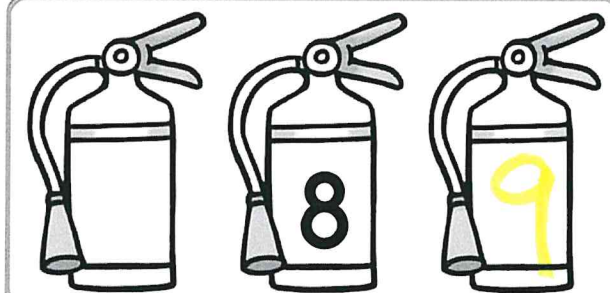

edHelper

Name: _____



Spin fidget spinner. Quick!

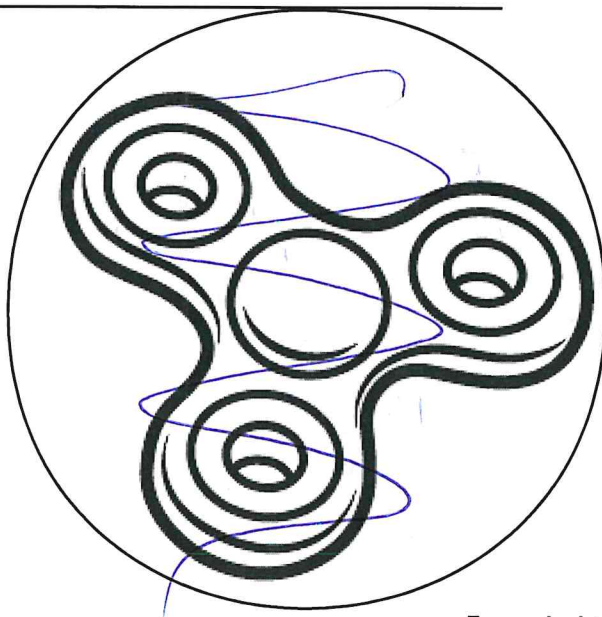
I needed to spin _____ time(s) to finish.



* use Number Line in TALKing device.






edHelper

Name: _____



Spin fidget spinner. Quick!


I needed to spin _____ time(s) to finish.



* use Number Line in TALKing device




edHelper

Name: _____

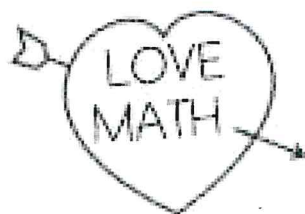


Spin fidget spinner. Quick!

I needed to spin _____ time(s) to finish.



Name _____



Missing Numbers **1 to 30**

Write the numbers.

1				
	7			10
11		13		
		18	19	
	22	23		
26				30


Name _____

NUMBERS 1 TO 30

Write the missing numbers on the flowers.


1		3		
6			9	
	12			
16		18		
21				
26			29	


* use Number line in TALKing device.



Flash Math 2b

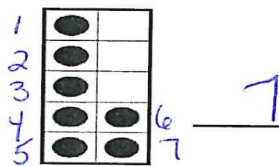
5, 4, ____	2, __, 4, 5
6, 5, ____, 3	3, __, 5
9, ____, 7	5, __, 7, 8
10, 9, 8, __	8, 9, __, 11
7, 6, ____	4, 5, __, 7
7, ____, 5	5, __, 7
9, 8, ____	4, __, 6
11, ____, 9	4, 5, ____
____, 7, 6, 5	9, ____, 11
____, 6, 5, 4	____, 4, 5, 6
____, 8, 7	3, 4, ____
____, 7, 6	5, __, 7, 8
5, 4, 3 ____	6, 7, ____
8, ____, 6	7, 8, 9, ____
9, 8, ____	8, ____, 10






Flash Math

























* use number line in TALKing device.




Flash Math 2a


2, __, 4, 5	5, 4, __
3, __, 5	6, 5, __, 3
5, __, 7, 8	9, __, 7
8, 9, __, 11	10, 9, 8, __
4, 5, __, 7	7, 6, __
5, __, 7	7, __, 5
4, __, 6	9, 8, __
4, 5, __	11, __, 9
9, __, 11	__, 7, 6, 5
__, 4, 5, 6	__, 6, 5, 4
3, 4, __	__, 8, 7
5, __, 7, 8	__, 7, 6
6, 7, __	5, 4, 3, __
7, 8, 9, __	8, __, 6
8, __, 10	9, 8, __



* use number line in Speech device.





*use number line from speech device.





* cut + Paste
from Pg. 12.

7

 Triangle	 Square



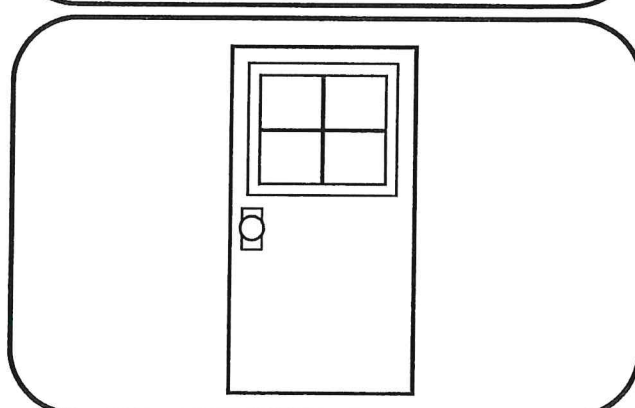



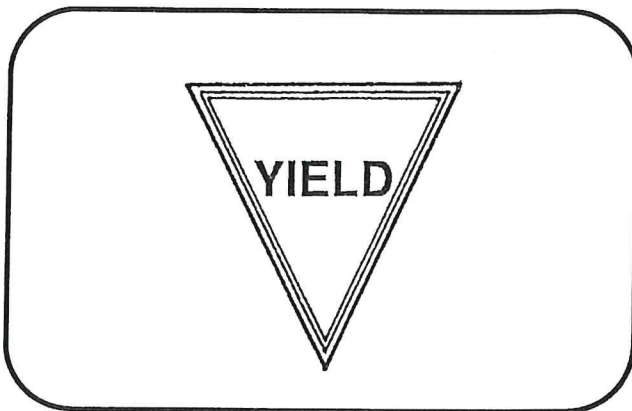
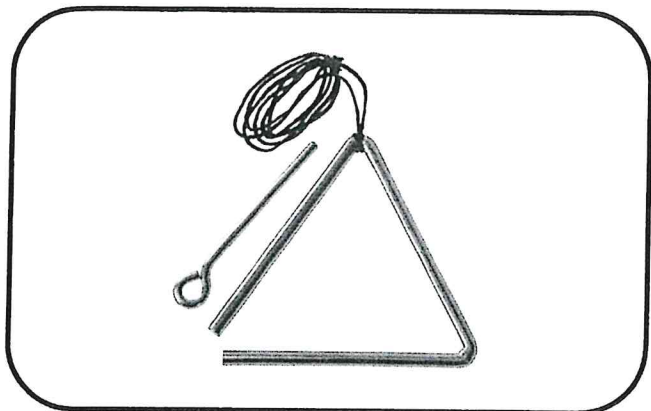
* cut & Paste
from Pg. 12

 Rectangle	 Circle

* For Pg. 7 & 8

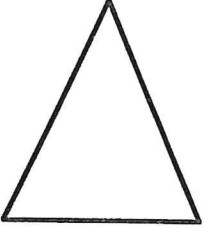

Shapes Sorts 2. Common Objects

12





*cut & Paste
from Pg. 9

7

 Triangle	 Square

*cut + Paste
from Pg. 9

8

 Rectangle	 Circle

cut out
For pg. 7+8

Shapes Sorts 1. Common Objects: Signs

9

