

Let's Learn The Word:

Trace & Write

and and and

and

Decorate it!

and

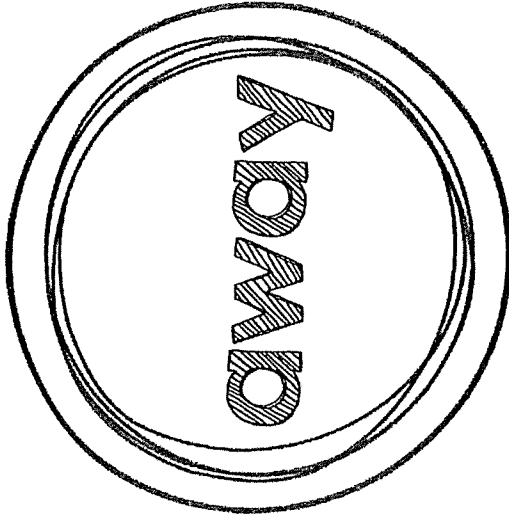
Highlight it!

and a go and a
a for and a
and and a

Let's Learn The Word:


Trace & Write

away away



Highlight it!

Decorate it!

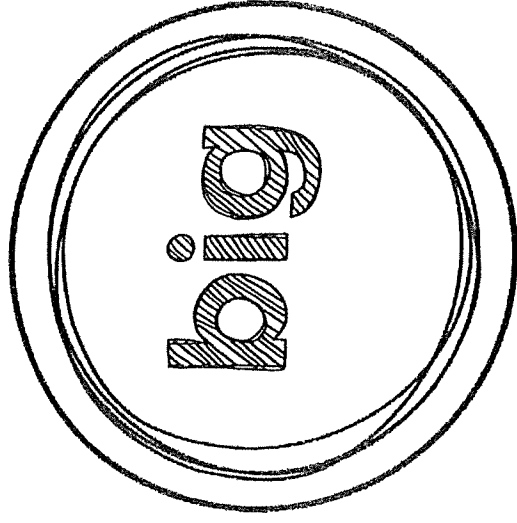


away that buy
too away all
down find
play away

Let's Learn The Word:


Trace & Write

big big big big



Highlight it!

Decorate it!

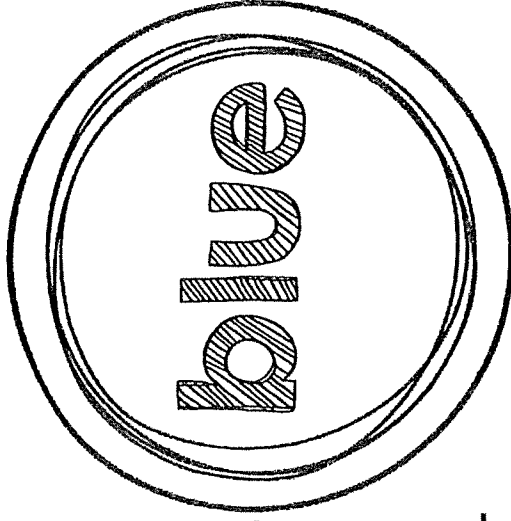


big find big
all old big her
big five they

Let's Learn The Word:


Trace & Write

blue blue blue



Highlight it!

Decorate it!

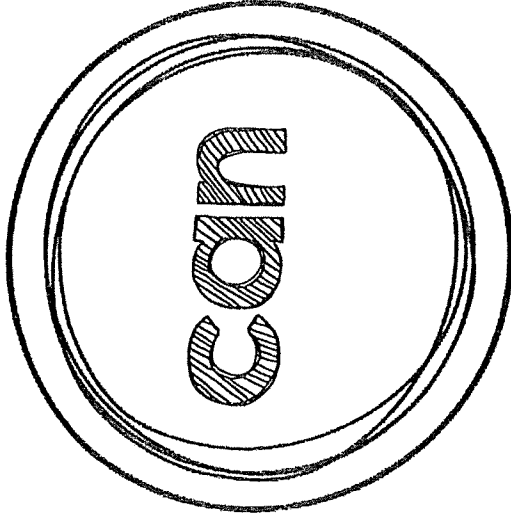


blue blue saw
both old like blue
put blue into
blue

Let's Learn The Word:


Trace & Write

can can can



Highlight it!

Decorate it!




been soon can
can this can
stop her cold
can

Let's Learn The Word:


Trace & Write

come come



Highlight it!

Decorate it!




come the come
said walk good so
come come them
can

Let's Learn The Word:


Trace & Write

down down



Highlight it!

Decorate it!

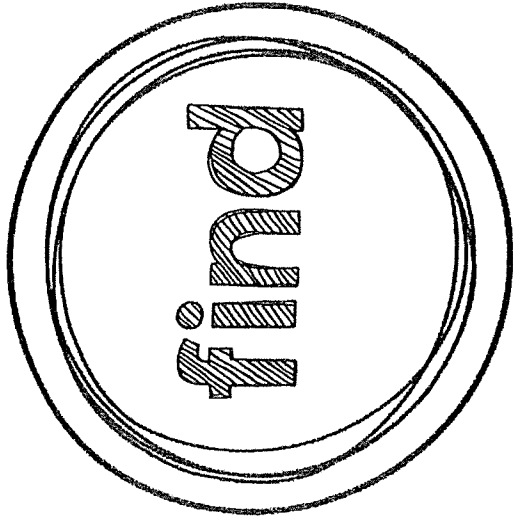


down that buy
too down down
down oil them
find play

Let's Learn The Word:


Trace & Write

find find find



Highlight it!

Decorate it!



down

find

run

find

red

find

some

find

up


best

find

Let's Learn The Word:


Trace & Write

for for for



Highlight it!

Decorate it!




for eat for
open for now
she like
for run for

Let's Learn The Word:


Trace & Write

go go go go go go



Highlight it!

Decorate it!




go say this
for blue go go four
go want go

Let's Learn The Word:


Trace & Write

funny funny



Highlight it!

Decorate it!

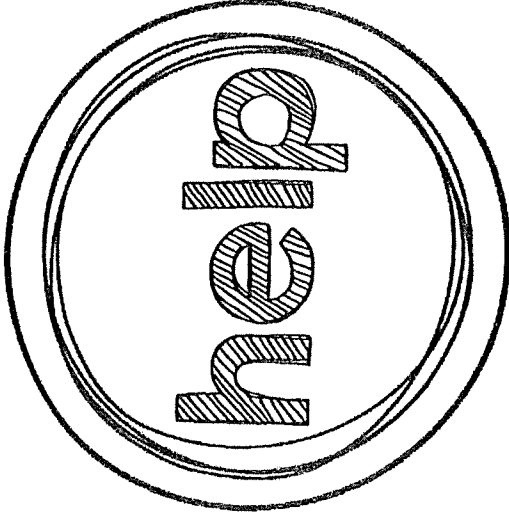


of funny may
funny for now
fast funny not
funny its

Let's Learn The Word:


Trace & Write

help



Highlight it!

Decorate it!

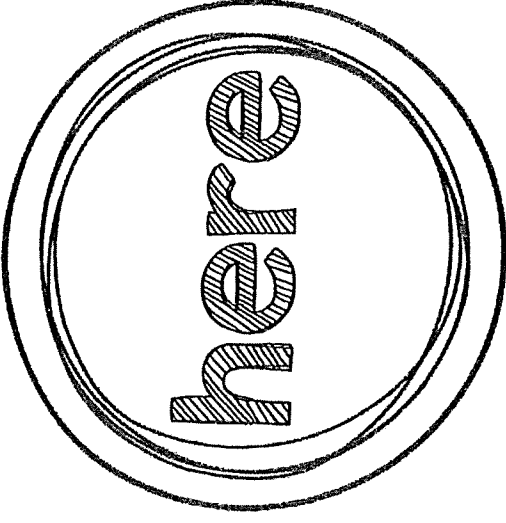


ate gave help
best then well
help help every
for

Let's Learn The Word:


Trace & Write

here here



Highlight it!

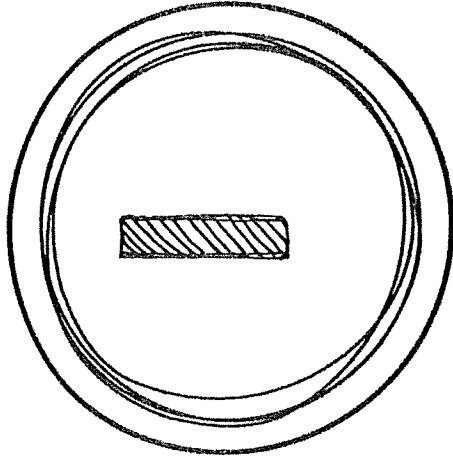
Decorate it!



here here who
where when here
with help
here jump here

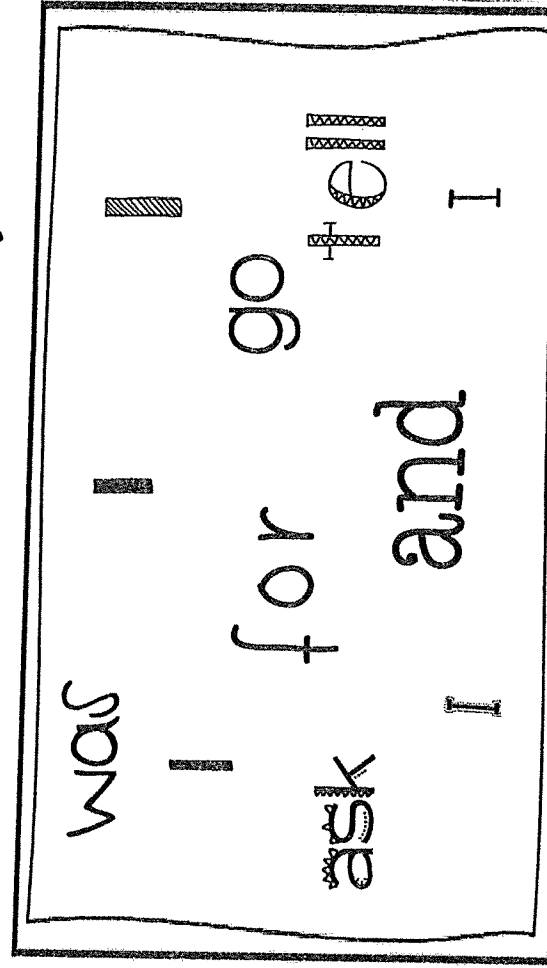

Let's Learn The Word:

Trace & Write




Highlight it!

Decorate it!



Let's Learn The word:


Trace & Write



in in in in in in

Highlight it!


Decorate it!



in say this
for blue in four
n want in

Let's Learn The Word:


Trace & Write



is is is is is

Highlight it!

Decorate it!

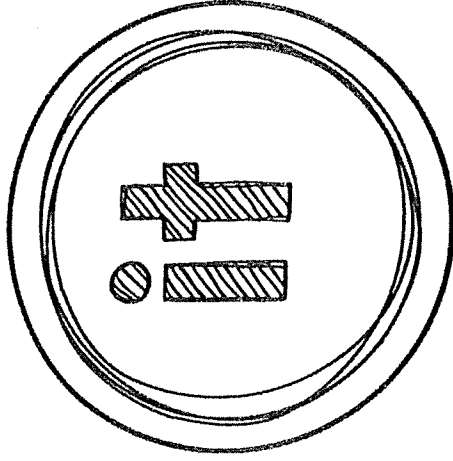


is two say them
s yes is i went
does is

Let's Learn The Word:


Trace & Write

Tracing guide for the word "it" on a grid with dashed lines.



Highlight it!

Decorate it!

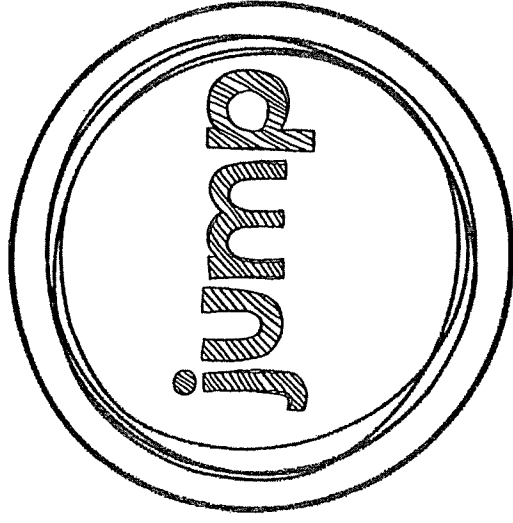


fly it call once is it play
+ +

Let's Learn The Word:

Trace & Write


jump jump



Highlight it!

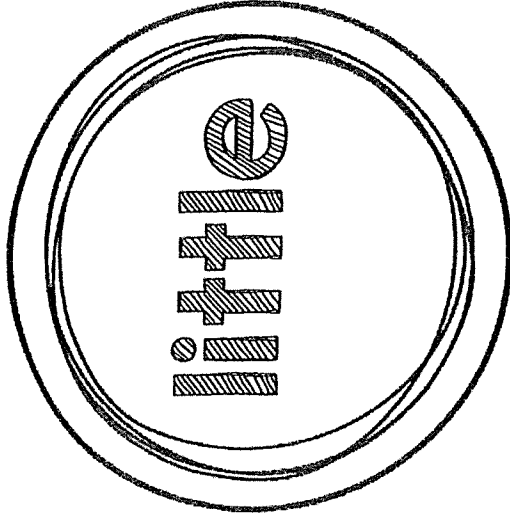
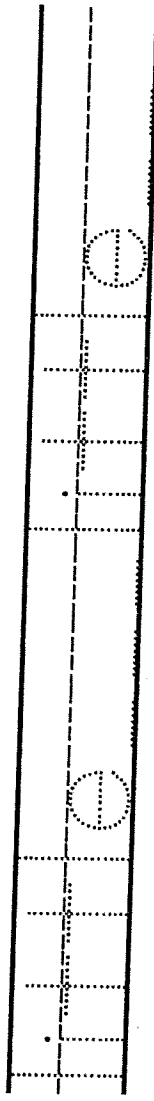
jump here jump
where here
jump when jump here
jump here

Decorate it!




Let's Learn The Word:

Trace & Write



Highlight it!

Decorate it!

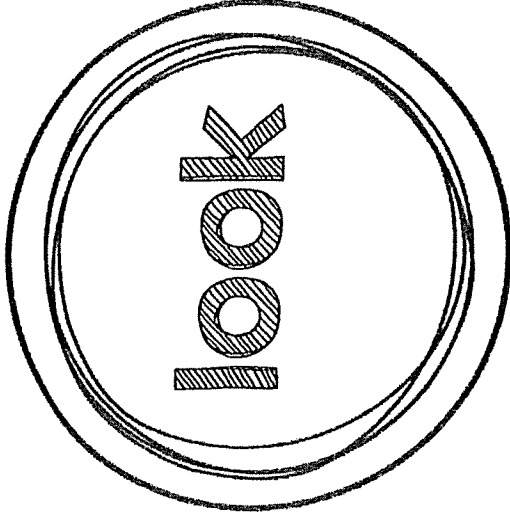


of little may
little for now
fast little not
its

Let's Learn The Word:


Trace & Write

look look look



Highlight it!

Decorate it!




look here look
where when here
look look here
here look here

Let's Learn The Word:


Trace & Write

make make



Highlight it!

Decorate it!

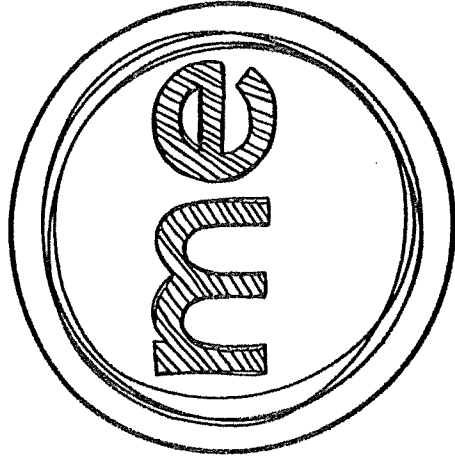


will make make
make why blue
look my
make know

Let's Learn The Word:


Trace & Write

me me me me



Highlight it!

Decorate it!

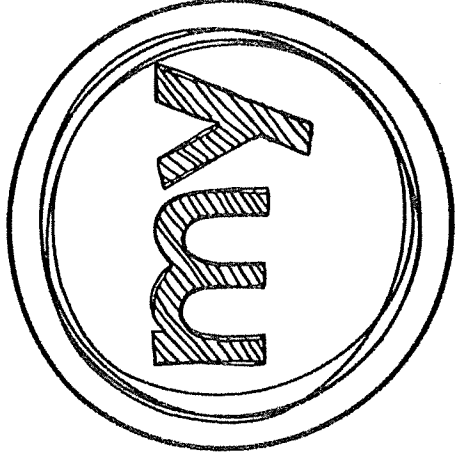


me fly me
after the me
me my any
again me

Let's Learn The Word:


Trace & Write

my my my my



Highlight it!

Decorate it!




well my five
yellow what on my
my black my brown

Let's Learn The Word:


Trace & Write

not not not



Highlight it!

Decorate it!

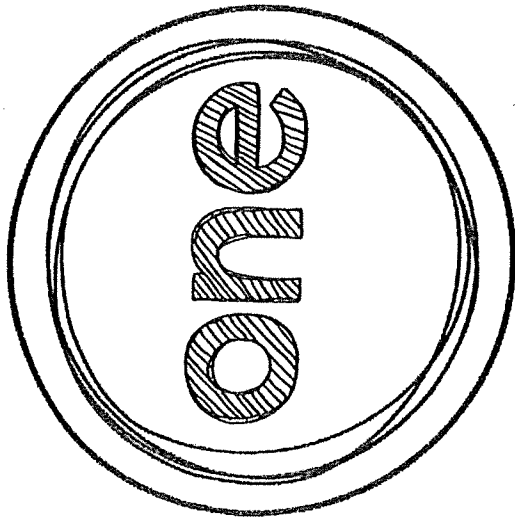


not buy not
one five
some not
with one

Let's Learn The Word:


Trace & Write

one one one



Highlight it!

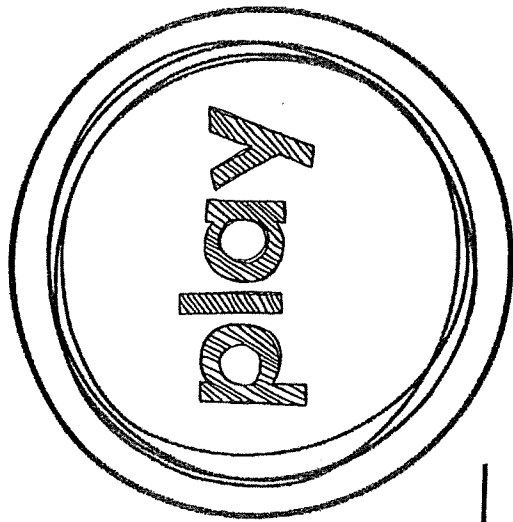
Decorate it!



over buy one
one how one
one walk
put say one

Let's Learn The Word:


Trace & Write



play play play

Highlight it!

Decorate it!



will play play
play why blue
look my know
play play


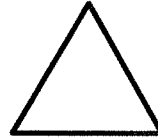

Name: _____

Date: _____


Time: ____ : ____ - ____ : ____

Identify and color the correct shape.



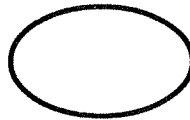
Circle




Rectangle




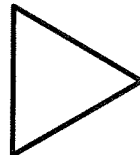
Square




Star




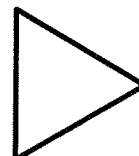
Heart



Triangle



Oval




Name: _____


Date: _____

Time: ____ : ____ - ____ : ____

Color the shapes according to the directions give below.




pink



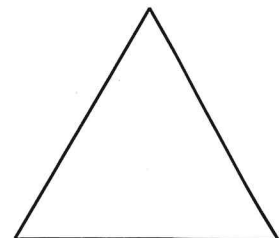
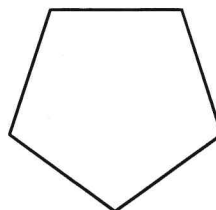
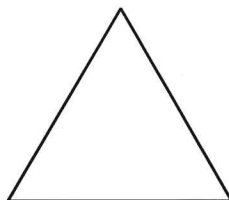
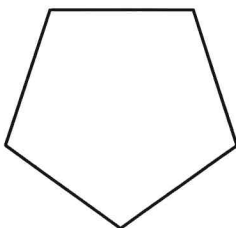
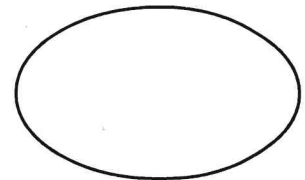
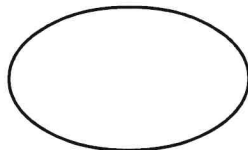

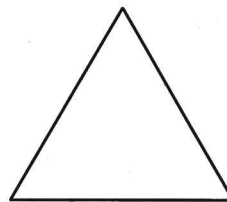
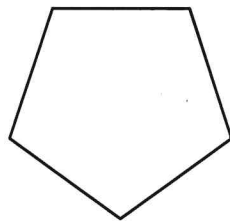
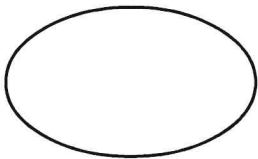
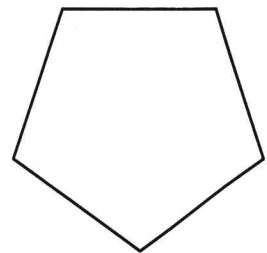
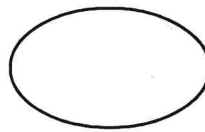

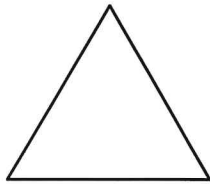
brown



blue



yellow





Multiplication Tables - 7, 8 & 9

Grade 3 Multiplication Worksheet

Find the product.

1. $7 \times 12 =$ _____ 2. $9 \times 10 =$ _____ 3. $8 \times 5 =$ _____

4. $7 \times 4 =$ _____ 5. $8 \times 4 =$ _____ 6. $7 \times 7 =$ _____

7. $9 \times 5 =$ _____ 8. $7 \times 9 =$ _____ 9. $7 \times 5 =$ _____

10. $9 \times 3 =$ _____ 11. $7 \times 6 =$ _____ 12. $8 \times 9 =$ _____


13. $8 \times 3 =$ _____ 14. $8 \times 1 =$ _____ 15. $7 \times 3 =$ _____

16. $7 \times 2 =$ _____ 17. $8 \times 11 =$ _____ 18. $9 \times 8 =$ _____

19. $7 \times 11 =$ _____ 20. $8 \times 10 =$ _____ 21. $9 \times 7 =$ _____

22. $9 \times 2 =$ _____ 23. $9 \times 9 =$ _____ 24. $7 \times 1 =$ _____

25. $9 \times 6 =$ _____ 26. $8 \times 6 =$ _____ 27. $9 \times 1 =$ _____



Addition and Subtraction Practice Sheet



$$\begin{array}{r} 5 \\ - 2 \\ \hline \end{array}$$

$$\begin{array}{r} 9 \\ + 1 \\ \hline \end{array}$$

$$\begin{array}{r} 4 \\ + 4 \\ \hline \end{array}$$

$$\begin{array}{r} 2 \\ + 3 \\ \hline \end{array}$$

$$\begin{array}{r} 8 \\ - 3 \\ \hline \end{array}$$

$$\begin{array}{r} 9 \\ - 2 \\ \hline \end{array}$$

$$\begin{array}{r} 3 \\ + 6 \\ \hline \end{array}$$

$$\begin{array}{r} 8 \\ - 7 \\ \hline \end{array}$$

$$\begin{array}{r} 9 \\ - 5 \\ \hline \end{array}$$

$$\begin{array}{r} 1 \\ + 9 \\ \hline \end{array}$$

$$\begin{array}{r} 3 \\ + 9 \\ \hline \end{array}$$

$$\begin{array}{r} 9 \\ - 7 \\ \hline \end{array}$$

$$\begin{array}{r} 6 \\ - 0 \\ \hline \end{array}$$

$$\begin{array}{r} 5 \\ + 6 \\ \hline \end{array}$$

$$\begin{array}{r} 4 \\ + 8 \\ \hline \end{array}$$

$3 + 8 =$

$9 - 6 =$

$3 + 3 =$

$9 + 9 =$

$7 - 1 =$

$8 - 2 =$

$6 - 2 =$


$5 + 0 =$

$7 + 4 =$

Name: _____

Date: _____

Math Madness: Multiplication Facts



Multiply.

$$\begin{array}{r} 8 \\ \times 2 \\ \hline \end{array}$$

$$\begin{array}{r} 5 \\ \times 7 \\ \hline \end{array}$$

$$\begin{array}{r} 10 \\ \times 2 \\ \hline \end{array}$$

$$\begin{array}{r} 9 \\ \times 7 \\ \hline \end{array}$$

$$\begin{array}{r} 5 \\ \times 1 \\ \hline \end{array}$$

$$\begin{array}{r} 9 \\ \times 3 \\ \hline \end{array}$$

$$\begin{array}{r} 2 \\ \times 1 \\ \hline \end{array}$$

$$\begin{array}{r} 5 \\ \times 4 \\ \hline \end{array}$$

$$\begin{array}{r} 1 \\ \times 0 \\ \hline \end{array}$$

$$\begin{array}{r} 9 \\ \times 4 \\ \hline \end{array}$$

$$\begin{array}{r} 8 \\ \times 1 \\ \hline \end{array}$$

$$\begin{array}{r} 5 \\ \times 5 \\ \hline \end{array}$$

$$\begin{array}{r} 2 \\ \times 4 \\ \hline \end{array}$$

$$\begin{array}{r} 5 \\ \times 2 \\ \hline \end{array}$$

$$\begin{array}{r} 7 \\ \times 5 \\ \hline \end{array}$$

$$\begin{array}{r} 2 \\ \times 8 \\ \hline \end{array}$$

$$\begin{array}{r} 4 \\ \times 5 \\ \hline \end{array}$$

$$\begin{array}{r} 6 \\ \times 5 \\ \hline \end{array}$$

$$\begin{array}{r} 9 \\ \times 9 \\ \hline \end{array}$$

$$\begin{array}{r} 12 \\ \times 2 \\ \hline \end{array}$$

$$\begin{array}{r} 11 \\ \times 8 \\ \hline \end{array}$$

$$\begin{array}{r} 5 \\ \times 6 \\ \hline \end{array}$$

$$\begin{array}{r} 3 \\ \times 7 \\ \hline \end{array}$$

$$\begin{array}{r} 6 \\ \times 3 \\ \hline \end{array}$$

$$\begin{array}{r} 7 \\ \times 7 \\ \hline \end{array}$$

$$\begin{array}{r} 8 \\ \times 4 \\ \hline \end{array}$$

$$\begin{array}{r} 7 \\ \times 11 \\ \hline \end{array}$$

$$\begin{array}{r} 5 \\ \times 12 \\ \hline \end{array}$$

Total: 28

Complete: _____

Correct: _____

Name _____

Date _____



Math Facts Assessment Flying Through Fourth Grade

Directions: Multiply.

$\begin{array}{r} 5 \\ \times 8 \\ \hline \end{array}$	$\begin{array}{r} 3 \\ \times 10 \\ \hline \end{array}$	$\begin{array}{r} 6 \\ \times 8 \\ \hline \end{array}$	$\begin{array}{r} 7 \\ \times 2 \\ \hline \end{array}$	$\begin{array}{r} 9 \\ \times 5 \\ \hline \end{array}$	$\begin{array}{r} 10 \\ \times 2 \\ \hline \end{array}$	$\begin{array}{r} 6 \\ \times 7 \\ \hline \end{array}$	$\begin{array}{r} 9 \\ \times 4 \\ \hline \end{array}$	$\begin{array}{r} 5 \\ \times 6 \\ \hline \end{array}$	$\begin{array}{r} 3 \\ \times 3 \\ \hline \end{array}$
--	---	--	--	--	---	--	--	--	--

$\begin{array}{r} 6 \\ \times 4 \\ \hline \end{array}$	$\begin{array}{r} 4 \\ \times 7 \\ \hline \end{array}$	$\begin{array}{r} 12 \\ \times 4 \\ \hline \end{array}$	$\begin{array}{r} 10 \\ \times 1 \\ \hline \end{array}$	$\begin{array}{r} 6 \\ \times 2 \\ \hline \end{array}$	$\begin{array}{r} 8 \\ \times 9 \\ \hline \end{array}$	$\begin{array}{r} 9 \\ \times 9 \\ \hline \end{array}$	$\begin{array}{r} 6 \\ \times 6 \\ \hline \end{array}$	$\begin{array}{r} 10 \\ \times 5 \\ \hline \end{array}$	$\begin{array}{r} 2 \\ \times 6 \\ \hline \end{array}$
--	--	---	---	--	--	--	--	---	--

$\begin{array}{r} 7 \\ \times 4 \\ \hline \end{array}$	$\begin{array}{r} 5 \\ \times 4 \\ \hline \end{array}$	$\begin{array}{r} 7 \\ \times 3 \\ \hline \end{array}$	$\begin{array}{r} 10 \\ \times 10 \\ \hline \end{array}$	$\begin{array}{r} 11 \\ \times 2 \\ \hline \end{array}$	$\begin{array}{r} 12 \\ \times 3 \\ \hline \end{array}$	$\begin{array}{r} 7 \\ \times 1 \\ \hline \end{array}$	$\begin{array}{r} 9 \\ \times 1 \\ \hline \end{array}$	$\begin{array}{r} 9 \\ \times 2 \\ \hline \end{array}$	$\begin{array}{r} 7 \\ \times 9 \\ \hline \end{array}$
--	--	--	--	---	---	--	--	--	--

Score _____ / 30

Directions: Divide.

$54 \div 9 = \underline{\hspace{2cm}}$

$14 \div 7 = \underline{\hspace{2cm}}$

$25 \div 5 = \underline{\hspace{2cm}}$

$60 \div 10 = \underline{\hspace{2cm}}$

$24 \div 6 = \underline{\hspace{2cm}}$

$36 \div 12 = \underline{\hspace{2cm}}$

$28 \div 7 = \underline{\hspace{2cm}}$

$12 \div 4 = \underline{\hspace{2cm}}$

$96 \div 8 = \underline{\hspace{2cm}}$

$42 \div 6 = \underline{\hspace{2cm}}$

$45 \div 5 = \underline{\hspace{2cm}}$

$35 \div 7 = \underline{\hspace{2cm}}$

$72 \div 6 = \underline{\hspace{2cm}}$

$12 \div 12 = \underline{\hspace{2cm}}$

$18 \div 6 = \underline{\hspace{2cm}}$

$88 \div 8 = \underline{\hspace{2cm}}$


$36 \div 6 = \underline{\hspace{2cm}}$

$16 \div 2 = \underline{\hspace{2cm}}$

$108 \div 12 = \underline{\hspace{2cm}}$

$21 \div 7 = \underline{\hspace{2cm}}$

Score _____ / 20



1 Minute Math

Addition

Score: _____

Date: _____

See how many of the following addition problems you can solve in 1 minute.

$$\begin{array}{r} 3 \\ + 5 \\ \hline \end{array}$$

$$\begin{array}{r} 1 \\ + 4 \\ \hline \end{array}$$

$$\begin{array}{r} 7 \\ + 7 \\ \hline \end{array}$$

$$\begin{array}{r} 8 \\ + 3 \\ \hline \end{array}$$

$$\begin{array}{r} 4 \\ + 5 \\ \hline \end{array}$$

$$\begin{array}{r} 9 \\ + 0 \\ \hline \end{array}$$

$$\begin{array}{r} 4 \\ + 2 \\ \hline \end{array}$$

$$\begin{array}{r} 7 \\ + 5 \\ \hline \end{array}$$

$$\begin{array}{r} 0 \\ + 6 \\ \hline \end{array}$$

$$\begin{array}{r} 3 \\ + 6 \\ \hline \end{array}$$

$$\begin{array}{r} 5 \\ + 5 \\ \hline \end{array}$$

$$\begin{array}{r} 2 \\ + 7 \\ \hline \end{array}$$

$$\begin{array}{r} 9 \\ + 1 \\ \hline \end{array}$$

$$\begin{array}{r} 4 \\ + 4 \\ \hline \end{array}$$

$$\begin{array}{r} 8 \\ + 5 \\ \hline \end{array}$$

$$\begin{array}{r} 2 \\ + 2 \\ \hline \end{array}$$

$$\begin{array}{r} 6 \\ + 7 \\ \hline \end{array}$$

$$\begin{array}{r} 4 \\ + 3 \\ \hline \end{array}$$

$$\begin{array}{r} 6 \\ + 6 \\ \hline \end{array}$$

$$\begin{array}{r} 3 \\ + 7 \\ \hline \end{array}$$

$$\begin{array}{r} 8 \\ + 9 \\ \hline \end{array}$$

$$\begin{array}{r} 1 \\ + 5 \\ \hline \end{array}$$

$$\begin{array}{r} 3 \\ + 2 \\ \hline \end{array}$$

$$\begin{array}{r} 7 \\ + 8 \\ \hline \end{array}$$

$$\begin{array}{r} 5 \\ + 0 \\ \hline \end{array}$$

$$\begin{array}{r} 6 \\ + 2 \\ \hline \end{array}$$

$$\begin{array}{r} 7 \\ + 9 \\ \hline \end{array}$$

$$\begin{array}{r} 4 \\ + 0 \\ \hline \end{array}$$

$$\begin{array}{r} 3 \\ + 3 \\ \hline \end{array}$$

$$\begin{array}{r} 8 \\ + 4 \\ \hline \end{array}$$

$$\begin{array}{r} 2 \\ + 5 \\ \hline \end{array}$$

$$\begin{array}{r} 9 \\ + 9 \\ \hline \end{array}$$

$$\begin{array}{r} 6 \\ + 4 \\ \hline \end{array}$$

$$\begin{array}{r} 0 \\ + 3 \\ \hline \end{array}$$

$$\begin{array}{r} 7 \\ + 5 \\ \hline \end{array}$$

$$\begin{array}{r} 8 \\ + 0 \\ \hline \end{array}$$

$$\begin{array}{r} 1 \\ + 1 \\ \hline \end{array}$$

$$\begin{array}{r} 5 \\ + 6 \\ \hline \end{array}$$

$$\begin{array}{r} 0 \\ + 0 \\ \hline \end{array}$$

$$\begin{array}{r} 4 \\ + 9 \\ \hline \end{array}$$

$$\begin{array}{r} 8 \\ + 8 \\ \hline \end{array}$$

$$\begin{array}{r} 3 \\ + 2 \\ \hline \end{array}$$

$$\begin{array}{r} 9 \\ + 3 \\ \hline \end{array}$$

$$\begin{array}{r} 1 \\ + 6 \\ \hline \end{array}$$

$$\begin{array}{r} 7 \\ + 4 \\ \hline \end{array}$$

$$\begin{array}{r} 9 \\ + 2 \\ \hline \end{array}$$

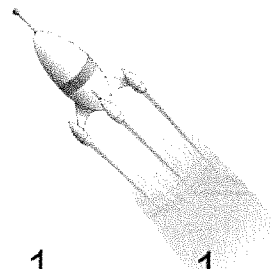
$$\begin{array}{r} 6 \\ + 6 \\ \hline \end{array}$$

$$\begin{array}{r} 2 \\ + 2 \\ \hline \end{array}$$

Spaceship Math Multiplication C

2x2, 2x3, 3x2

Math Worksheet 4



Name: _____

$$\begin{array}{r} 9 \\ \times 1 \\ \hline \end{array}$$

$$\begin{array}{r} 1 \\ \times 8 \\ \hline \end{array}$$

$$\begin{array}{r} 4 \\ \times 1 \\ \hline \end{array}$$

$$\begin{array}{r} 1 \\ \times 9 \\ \hline \end{array}$$

$$\begin{array}{r} 1 \\ \times 6 \\ \hline \end{array}$$

$$\begin{array}{r} 3 \\ \times 1 \\ \hline \end{array}$$

$$\begin{array}{r} 2 \\ \times 3 \\ \hline \end{array}$$

$$\begin{array}{r} 1 \\ \times 7 \\ \hline \end{array}$$

$$\begin{array}{r} 1 \\ \times 9 \\ \hline \end{array}$$

$$\begin{array}{r} 0 \\ \times 5 \\ \hline \end{array}$$

$$\begin{array}{r} 6 \\ \times 1 \\ \hline \end{array}$$

$$\begin{array}{r} 2 \\ \times 3 \\ \hline \end{array}$$

$$\begin{array}{r} 3 \\ \times 2 \\ \hline \end{array}$$

$$\begin{array}{r} 0 \\ \times 3 \\ \hline \end{array}$$

$$\begin{array}{r} 0 \\ \times 4 \\ \hline \end{array}$$

$$\begin{array}{r} 0 \\ \times 9 \\ \hline \end{array}$$

$$\begin{array}{r} 2 \\ \times 3 \\ \hline \end{array}$$

$$\begin{array}{r} 5 \\ \times 1 \\ \hline \end{array}$$

$$\begin{array}{r} 2 \\ \times 2 \\ \hline \end{array}$$

$$\begin{array}{r} 6 \\ \times 1 \\ \hline \end{array}$$

$$\begin{array}{r} 2 \\ \times 3 \\ \hline \end{array}$$

$$\begin{array}{r} 0 \\ \times 7 \\ \hline \end{array}$$

$$\begin{array}{r} 0 \\ \times 5 \\ \hline \end{array}$$

$$\begin{array}{r} 3 \\ \times 2 \\ \hline \end{array}$$

$$\begin{array}{r} 2 \\ \times 2 \\ \hline \end{array}$$

$$\begin{array}{r} 3 \\ \times 1 \\ \hline \end{array}$$

$$\begin{array}{r} 3 \\ \times 2 \\ \hline \end{array}$$

$$\begin{array}{r} 2 \\ \times 2 \\ \hline \end{array}$$

$$\begin{array}{r} 1 \\ \times 1 \\ \hline \end{array}$$

$$\begin{array}{r} 2 \\ \times 2 \\ \hline \end{array}$$

$$\begin{array}{r} 3 \\ \times 1 \\ \hline \end{array}$$

$$\begin{array}{r} 3 \\ \times 2 \\ \hline \end{array}$$

$$\begin{array}{r} 1 \\ \times 4 \\ \hline \end{array}$$

$$\begin{array}{r} 8 \\ \times 1 \\ \hline \end{array}$$

$$\begin{array}{r} 2 \\ \times 2 \\ \hline \end{array}$$

$$\begin{array}{r} 0 \\ \times 8 \\ \hline \end{array}$$

$$\begin{array}{r} 2 \\ \times 3 \\ \hline \end{array}$$

$$\begin{array}{r} 3 \\ \times 2 \\ \hline \end{array}$$

$$\begin{array}{r} 7 \\ \times 1 \\ \hline \end{array}$$

$$\begin{array}{r} 2 \\ \times 3 \\ \hline \end{array}$$

Total: 40

Goal: _____

Complete: _____

Correct: _____



Multiplication Tables - 7, 8 & 9

Grade 3 Multiplication Worksheet

Find the product.

1. $7 \times 12 =$ _____ 2. $9 \times 10 =$ _____ 3. $8 \times 5 =$ _____

4. $7 \times 4 =$ _____ 5. $8 \times 4 =$ _____ 6. $7 \times 7 =$ _____

7. $9 \times 5 =$ _____ 8. $7 \times 9 =$ _____ 9. $7 \times 5 =$ _____

10. $9 \times 3 =$ _____ 11. $7 \times 6 =$ _____ 12. $8 \times 9 =$ _____

13. $8 \times 3 =$ _____ 14. $8 \times 1 =$ _____ 15. $7 \times 3 =$ _____

16. $7 \times 2 =$ _____ 17. $8 \times 11 =$ _____ 18. $9 \times 8 =$ _____

19. $7 \times 11 =$ _____ 20. $8 \times 10 =$ _____ 21. $9 \times 7 =$ _____

22. $9 \times 2 =$ _____ 23. $9 \times 9 =$ _____ 24. $7 \times 1 =$ _____

25. $9 \times 6 =$ _____ 26. $8 \times 6 =$ _____ 27. $9 \times 1 =$ _____

Add & Spell The Hidden Word



Add these numbers to find the letters that spell out the hidden word. You may need to carry.

$$\begin{array}{r} \text{B} 78 \\ + 15 \\ \hline \end{array}$$

$$\begin{array}{r} \text{O} 53 \\ + 28 \\ \hline \end{array}$$

$$\begin{array}{r} \text{I} 83 \\ + 40 \\ \hline \end{array}$$

$$\begin{array}{r} \text{Y} 71 \\ + 95 \\ \hline \end{array}$$

$$\begin{array}{r} \text{E} 21 \\ + 88 \\ \hline \end{array}$$

$$\begin{array}{r} \text{D} 92 \\ + 75 \\ \hline \end{array}$$

$$\begin{array}{r} \text{L} 44 \\ + 29 \\ \hline \end{array}$$

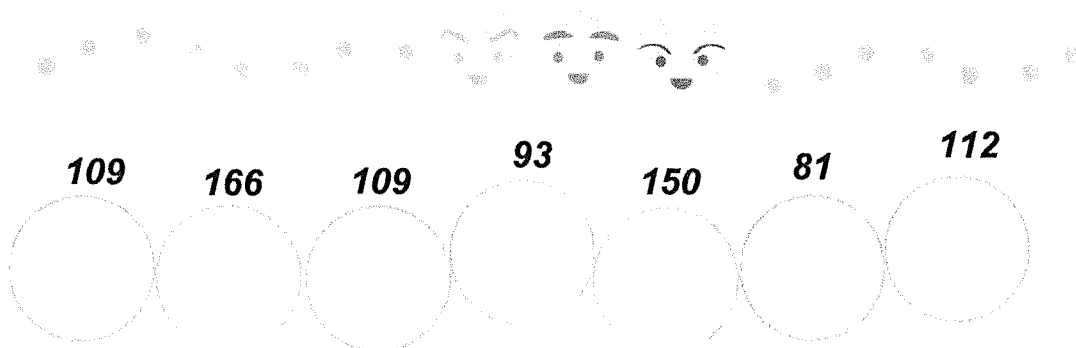
$$\begin{array}{r} \text{W} 39 \\ + 73 \\ \hline \end{array}$$

$$\begin{array}{r} \text{R} 57 \\ + 93 \\ \hline \end{array}$$

$$\begin{array}{r} \text{U} 87 \\ + 12 \\ \hline \end{array}$$

$$\begin{array}{r} \text{S} 77 \\ + 83 \\ \hline \end{array}$$

$$\begin{array}{r} \text{C} 83 \\ + 12 \\ \hline \end{array}$$



Add & Spell The Hidden Word



Add these numbers to find the letters that spell out the hidden word. You may need to carry.

$$\begin{array}{r} \text{N} \quad 86 \\ + 52 \\ \hline \end{array}$$

$$\begin{array}{r} \text{F} \quad 52 \\ + 54 \\ \hline \end{array}$$

$$\begin{array}{r} \text{B} \quad 44 \\ + 83 \\ \hline \end{array}$$

$$\begin{array}{r} \text{Y} \quad 34 \\ + 11 \\ \hline \end{array}$$

$$\begin{array}{r} \text{A} \quad 69 \\ + 31 \\ \hline \end{array}$$

$$\begin{array}{r} \text{T} \quad 54 \\ + 33 \\ \hline \end{array}$$

$$\begin{array}{r} \text{L} \quad 19 \\ + 59 \\ \hline \end{array}$$

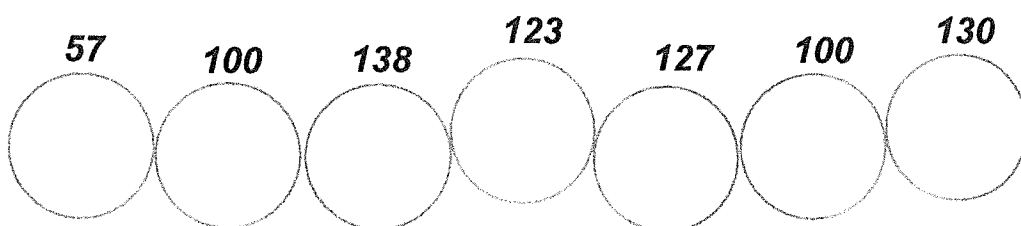
$$\begin{array}{r} \text{D} \quad 80 \\ + 43 \\ \hline \end{array}$$

$$\begin{array}{r} \text{X} \quad 68 \\ + 13 \\ \hline \end{array}$$

$$\begin{array}{r} \text{H} \quad 28 \\ + 29 \\ \hline \end{array}$$

$$\begin{array}{r} \text{G} \quad 61 \\ + 69 \\ \hline \end{array}$$

$$\begin{array}{r} \text{E} \quad 71 \\ + 75 \\ \hline \end{array}$$



Occupational Therapy Note

From: Miss Jen

Dear Parents/Guardians,

During this unusual time, I can be reached by email jadams@re-edserv.com . Please contact me if you have questions about the information that I am sending home or if you need help with visual supports or self-regulation ideas for home during this time.

Your student is currently working on vocational skills such as following multiple step directions, staying on task and working together. I have included some fun recipes as well as some fun activities that you can do together to encourage movement.

Sincerely,

Miss Jen

25 Heavy Work Activities

for small spaces

- Massages
- Bear hugs
- Play with a Body Sock
- Yoga Poses
- Pulling resistance bands with hands
- Playing passing games with weighted stuffed animals
- Weighted sensory bottles
- Animal walks
- Wall pushes
- Chair dips
- Tossing and catching heavy bean bags
- Boxing with boxing gloves against a mat or bolster
- Roll a therapy ball up and down the wall
- Squeezing putty or play dough
- Playing tug of war with Pop Toobs
- Tearing paper (especially heavier card stock)
- Crumpling paper and shooting into a garbage can
- Pushing and pulling Squigz
- Cooking activities (e.g. kneading, stirring thick dough)
- Stepping up onto a chair or bench and jumping down (with close supervision!)
- Squeezing sensory balloons (filled with dry beans, dry rice, or play dough)
- Digging in a tactile bin of wet sand or Kinetic Sand
- Writing on and then wiping off or erasing a dry erase board
- Pushing feet against resistance band tied to the legs of a desk
- Wall sits

I SPY

WITH A TWIST!

Colors

I SPY SOMETHING...

RED
ORANGE
YELLOW
GREEN
BLUE
PURPLE

Numbers

I SPY 2 ANIMALS
I SPY 3 TREES
I SPY 4 CARS
I SPY 5 FLOWERS

Textures

I SPY SOMETHING ROUGH
I SPY SOMETHING SMOOTH
I SPY SOMETHING BUMPY
I SPY SOMETHING SOFT
I SPY SOMETHING HARD

Actions

I SPY SOMETHING YOU CAN THROW
I SPY SOMETHING YOU CAN BALANCE ON
I SPY SOMETHING YOU CAN JUMP OFF OF
I SPY SOMETHING YOU CAN CLIMB

Letters and Sounds

I SPY SOMETHING THAT BEGINS WITH...
I SPY SOMETHING THAT ENDS WITH...
I SPY SOMETHING THAT RHYMES WITH...

Memories

I SPY A PLACE WHERE WE CAMPED OUT ONE
NIGHT
I SPY A PLACE WHERE WE HAD A PICNIC
I SPY A PLACE WHERE WE PLANTED SEEDS
I SPY A PLACE WHERE YOU LEARNED TO RIDE
YOUR BIKE

Animals and Habitats

I SPY A PLACE WHERE A BIRD WOULD LIVE
I SPY A PLACE WHERE A SNAKE WOULD LIVE
I SPY SOMETHING A BUG WOULD EAT
I SPY SOMETHING A SQUIRREL WOULD EAT

Shapes

I SPY SOMETHING THAT'S A...

CIRCLE
OVAL
TRIANGLE
SQUARE
RECTANGLE
DIAMOND

Space and Distance

I SPY SOMETHING THAT'S CLOSE BY
I SPY SOMETHING THAT'S 10 FEET AWAY
I SPY SOMETHING THAT'S CLOSER THAN...
I SPY SOMETHING THAT'S WAY UP HIGH
I SPY SOMETHING THAT'S FARTHER AWAY
THAN...





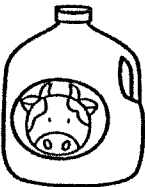

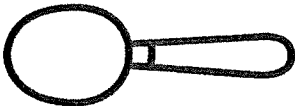

Other Senses

I SPY SOMETHING THAT SMELLS SWEET
I SPY SOMETHING THAT MAKES A BUZZING
SOUND
I SPY SOMETHING THAT'S COLD

HOT CHOCOLATE

recipe

©ToolsToGrowOT.com








INGREDIENTS AND TOOLS LIST		
	Microwave safe cup	<input type="checkbox"/>
	Microwave	<input type="checkbox"/>
	Cocoa Mix	<input type="checkbox"/>
	Measuring Cup	<input type="checkbox"/>
	Milk	<input type="checkbox"/>
	Whipped Cream	<input type="checkbox"/>
	Spoon	<input type="checkbox"/>
	4 Marshmallows	<input type="checkbox"/>

HOT CHOCOLATE

recipe

©ToolsToGrowOT.com

STEPS TO COMPLETE


1	Pour 1 cup of milk into cup.		<input type="checkbox"/>
2	Place cup in microwave for 30 seconds.		<input type="checkbox"/>
3	Remove from microwave and add 2 teaspoons of cocoa mix. Stir until there are no lumps.		<input type="checkbox"/>
4	Microwave for 45 seconds or until it reaches desired drinking temperature.		<input type="checkbox"/>
5	Remove from microwave and add 4 marshmallows.		<input type="checkbox"/>
6	Squeeze whipped cream on top.		<input type="checkbox"/>
7	Enjoy this yummy drink!		<input type="checkbox"/>

UNDER THE SEA

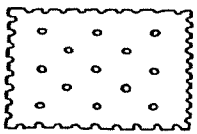


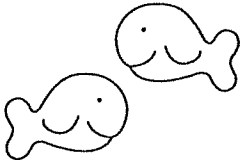

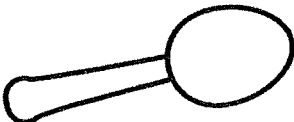

CRACKER SNACK

recipe

©ToolsToGrowOT.com






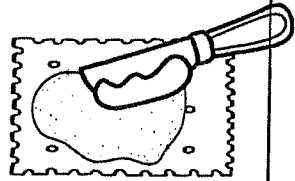
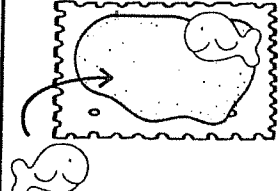
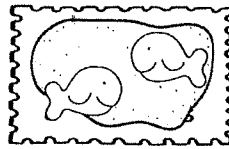
INGREDIENTS AND TOOLS LIST

	1 Graham Cracker (Full Rectangle)	<input type="checkbox"/>
	Cream Cheese	<input type="checkbox"/>
	Blue Food Coloring	<input type="checkbox"/>
	2 Fish Cracker Snacks	<input type="checkbox"/>
	Butter Knife	<input type="checkbox"/>
	Table Spoon	<input type="checkbox"/>
	Small Bowl	<input type="checkbox"/>

UNDER THE SEA CRACKER SNACK *recipe*


©ToolsToGrowOT.com

STEPS TO COMPLETE

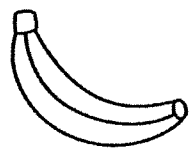
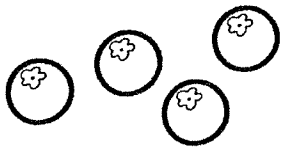
1	Place 2 tablespoons of cream cheese into a small bowl.		<input type="checkbox"/>
2	Add 1-2 drops of blue food coloring to the cream cheese.		<input type="checkbox"/>
3	Use the spoon to mix until it turns light blue.		<input type="checkbox"/>
4	Use the knife to spread cream cheese onto the graham cracker covering the whole cracker.		<input type="checkbox"/>
5	Place the 2 Fish Crackers onto the cream cheese cracker.		<input type="checkbox"/>
6	You now have an Under The Sea Cracker Snack. Enjoy!		<input type="checkbox"/>

1 POLAR BEAR TOAST

recipe



INGREDIENTS AND TOOLS LIST


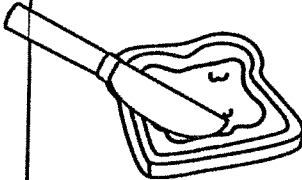





	Toaster	<input type="checkbox"/>
	1 Slice of Bread	<input type="checkbox"/>
	Cream Cheese	<input type="checkbox"/>
	1 Banana	<input type="checkbox"/>
	4 Blueberries	<input type="checkbox"/>
	Butter Knife	<input type="checkbox"/>


POLAR BEAR TOAST

recipe

©ToolsToGrowOT.com

STEPS TO COMPLETE

1	Place bread into the toaster; remove when done.		<input type="checkbox"/>
2	Use knife to spread cream cheese onto the toast.		<input type="checkbox"/>
3	Use knife to slice banana to make 3 circles. * Be sure to have an adult's supervision and assistance.		<input type="checkbox"/>
4	Place 1 banana circle at the top left of the toast to make one ear. Place second banana circle at the top right of the toast to make second ear.		<input type="checkbox"/>
5	Place 1 blueberry on top of the left ear. Place the second blueberry on top of the right ear. The ears are now complete.		<input type="checkbox"/>
6	Place two blueberries next to one another near the center of the toast. The eyes are now complete.		<input type="checkbox"/>
7	Place the third banana circle below the blueberry eyes. Place a blueberry on top of this banana circle. The snout is now complete.		<input type="checkbox"/>



A note from your child's speech therapist

Dear Parents,

During this unprecedented time, I wanted to take a moment to connect you with resources to continue the speech and language development of your children.

Please check the Re-Education Services web page <http://www.re-edserv.com/> as information is frequently being added. On the left side of the front page of the website, there is a link called Ms. McVicker's Speech Blog <https://angelamcvslp.wordpress.com/>.

Over the next three weeks, I will be adding materials and information that you can use in order to keep your student engaged and learning. I will add materials as quickly as I can so if you don't see what your student needs please check back again.

I will be checking my email on a regular basis and will be available to answer any questions that you have about speech therapy, behavior tips, provide visuals you might need and to help you develop schedules. Please contact me at amcvicker@re-edserv.com and I will do my best to help meet your specific needs.


I consider it an honor and a privilege working with your child. Together we can do our best for students during this unusual time.

Sincerely,

Angela McVicker MA, CCC-SLP
Speech-Language Pathologist
Re-Education Services

Preposition Visual

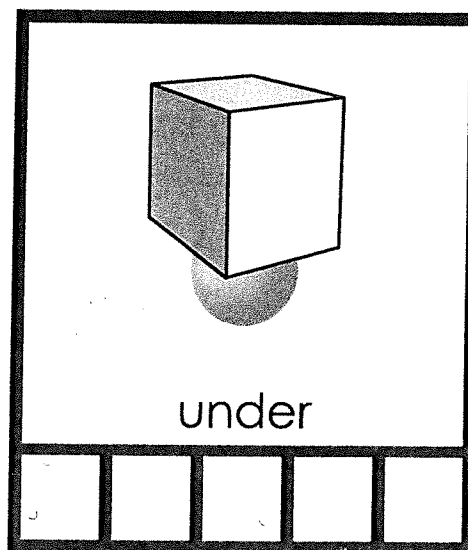


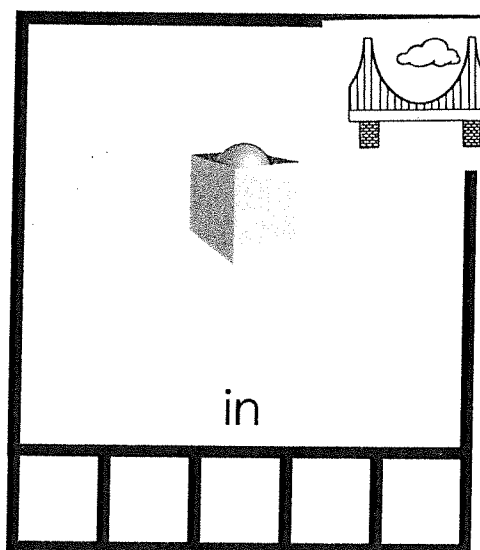



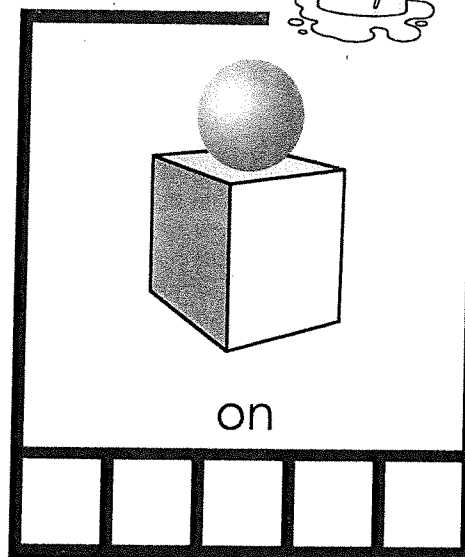

AAC
language



sition Search Cards



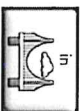

LessonPix
Smart Words Preceptor



Prepositions

Directions: Show student a picture with an object in/on/under etc.
The bridge symbol is where most of the prepositions are located.

He is




She is



They are




I am




We are



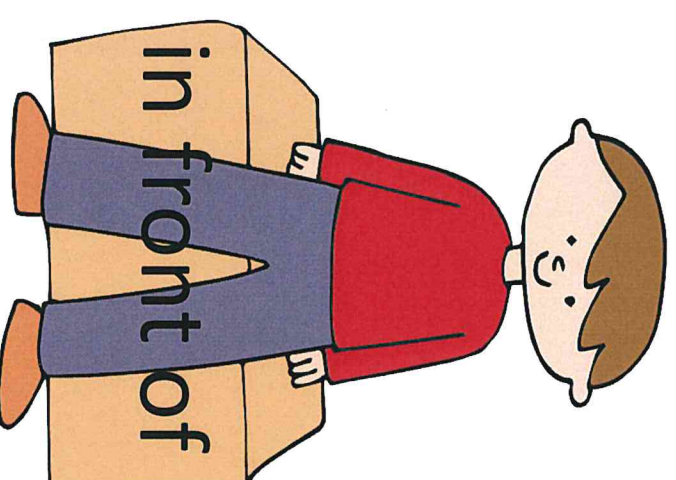
Straight Up Speech




Straight Up Speech



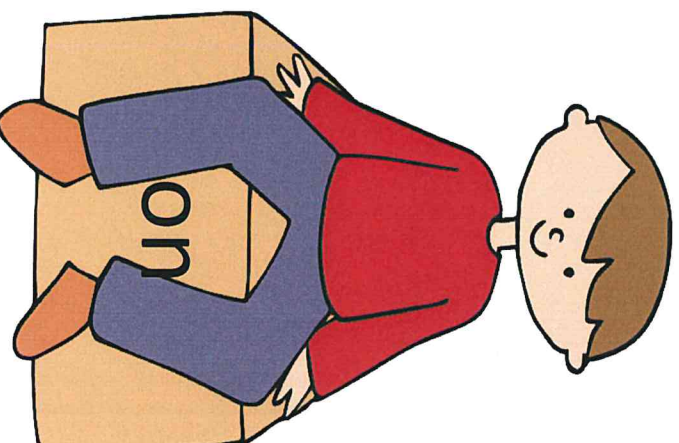
Straight Up Speech



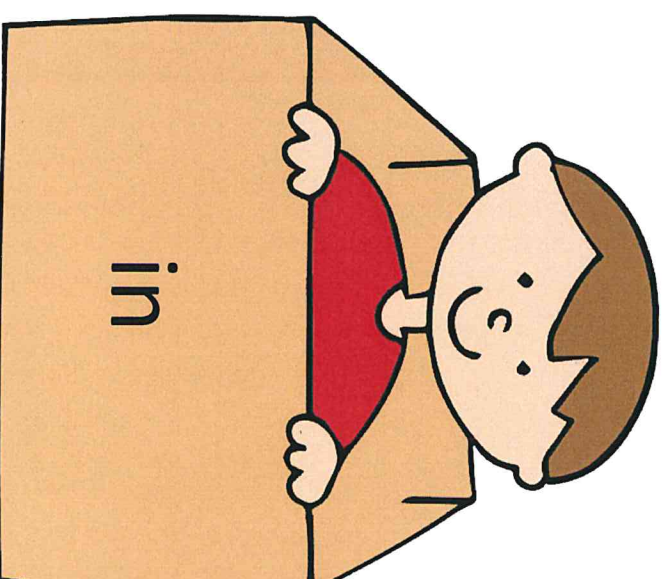
Straight Up Speech




Straight Up Speech



Straight Up Speech




Straight Up Speech




Straight Up Speech

Straight Up Speech




Straight Up Speech

Straight Up Speech



Straight Up Speech






below

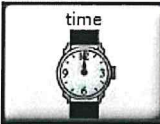






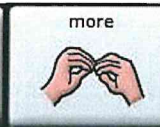


above




Finding Newly Added Words

These are the newest words added to Jacob's device and directions about how to find them. Please review these with Jacob at least once a week.





1. Dog Treats    (eat –snacks)
2. Cookie Press (work—tools—cookie press)
3. Snack Cart (end key with map on it)
4. CINTAS (end key with map on it) 
5. Hanger (sleep) + 
6. Family Foods (end key with map on it)
7. Shredder (work – tools—shredder)
8. Sorting (work—sort) Also added Sort Mail to the same area.






9. Seconds    

10. More please    

11. Dentist   

12. Hygiene (help—hygiene)










13. Paper Work    

14. I'm trying     

15. Deliver (work – deliver)

What is the person doing?

Directions: Looking at a magazine, online etc. find pictures of people doing things.
Have student describe picture using the sentence frame below.



what
word





where

do

does it

all

BELONG



Microwave

Fridge

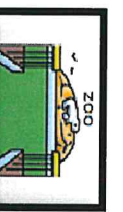



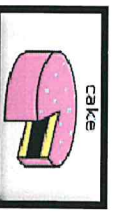
Cupboard

T.V.

Game Pieces: Pennies and small silver coins, or 2 colors of bingo chips, 2 colors of skittle etc. One color for each player.
Toss a game piece on to the board. Using you speech generating device tell where the item is located in your house.


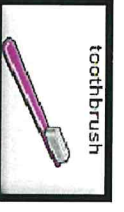

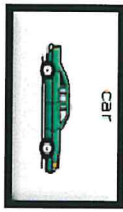

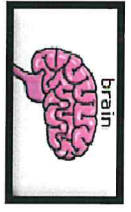


I	I need		I	I want	
---	--------	--	---	--------	--



Directions: Role a dice and move your pawn the number of spaces roled. Complete the sentence at the top of the page with the picture landed on. Is the item something you want or something you need?

I	I need		I	I want	
---	--------	--	---	--------	--



Directions: Role a dice and move your pawn the number of spaces roled. Complete the sentence at the top of the page with the picture landed on. Is the item something you want or something you need?

