

Week 2 ELA	Mon 3/30	Tues 3/31	Wed 4/01	Thurs 4/02	Fri 4/03
Assignments	Backyard Visitor Comprehension Choose the conjunction	How to stretch the sentence	Carnival fever Comprehension	Find the conjunctions Springtime fix it packet	Elements of a story
Week 2 Math	Mon 3/30	Tues 3/31	Wed 4/01	Thurs 4/02	Fri 4/03
Assignments	St. Patrick's Day clocks Multiplying dozens	Fractions of shapes Equal groups	multiplication as repeated addition multiplication 0-12	division word problems division with arrays	hot air balloon division worksheet secret code math
Week 2 Spelling C28	Mon 3/30	Tues 3/31	Wed 4/01	Thurs 4/02	Fri 4/03
Assignments	Write each word twice	Alphabetical order	Spelling Scramble worksheet	Fix the misspelled words	
Week 2 SS/Science	Mon 3/30	Tues 3/31	Wed 4/01	Thurs 4/02	Fri 4/03
Assignments	My state project	changing matter Lesson 3	My state project	changing matter Lesson 3	

Spelling List C-28

Two-Syllable Words

Spelling Words

1. website
2. again
3. behave
4. basket
5. kitten
6. morning
7. lumber
8. police
9. bacon
10. billion
11. between
12. danger
13. every
14. enter
15. discuss



❖ Review Words ❖ (from Unit C-26)

16. carriage
17. neighbor
18. ceiling

★ Challenge Words ★

19. athlete
20. brilliant

About Your Spelling Words

A syllable is part of a word that contains exactly one vowel sound. Each of this week's spelling words has two syllables.


- Read the animal words in the box below.
How many syllables are in each word?

zebra	gorilla	bear
monkey	tiger	kangaroo
seal	elephant	hippopotamus

Name: _____

Spelling Words

List C-28: Two-Syllable Words



Write each spelling word twice.

1. website _____
2. again _____
3. behave _____
4. basket _____
5. kitten _____
6. morning _____
7. lumber _____
8. police _____
9. bacon _____
10. billion _____

Name: _____

List C-28: Two-Syllable Words

11. between _____

12. danger _____

13. every _____

14. enter _____

15. discuss _____

❖ Review Words ❖

16. carriage _____

17. neighbor _____

18. ceiling _____

★ Challenge Words ★

19. athlete _____


20. brilliant _____

Name: _____

Spelling Unit C-28

Alphabetical Order

Rewrite each word list in alphabetical order.



1. bacon, basket, athlete, again

2. between, brilliant, behave, billion

3. danger, carriage, discuss, ceiling

4. kitten, enter, lumber, every

5. website, morning, neighbor, police

Name: _____

Unit C-28

Spelling Scramble

Unscramble your spelling words.



1. meulrb _____

2. rveye _____

3. satebk _____

4. iernohgb _____

5. tehteal _____

6. nieicgl _____

7. nardeg _____

8. alirtnbil _____

9. ehevba _____

10. oilnibl _____

11. igana _____

12. etrne _____

13. etnebew _____

14. sidsusc _____

15. ibetwes _____

16. canbo _____

17. nriogmn _____

18. garacire _____

19. tinekt _____

20. loepci _____

Name: _____


Spelling List C-28

Fix the Misspelled Words

Circle the spelling word in each sentence.

If the word is spelled correctly, write **CORRECT** on the line.

If the word is spelled incorrectly, write the correct spelling on the line.



1. I found a great websight for learning about sea life. 1. _____
2. Riley likes to eat eggs and bacon for breakfast. 2. _____
3. Bridgette has a baskit on the front of her bicycle. 3. _____
4. Each mornning the birds chirp outside my window. 4. _____
5. Can you believe it's already Monday again? 5. _____
6. Carmen likes to play tennis almost every day. 6. _____
7. Rohit goes to bed between 8:30 and 9 pm. 7. _____
8. Our class formed groups to discuse the movie. 8. _____
9. The police directed traffic when the traffic light went out. 9. _____
10. There are more than seven bilion people in the world. 10. _____

Name: _____

11. The dancers will enter the stage when the music begins. 11. _____

12. Brinley's family adopted a kitten from the animal shelter. 12. _____

13. Bengal tigers are in danger of becoming extinct. 13. _____

14. Edmond's dad works in a lumber yard. 14. _____

15. My uncle's black lab does not behave well with strangers. 15. _____

❖ Review Words ❖

16. I have a ceiling fan over my bed. 16. _____

17. Tammy's neighbor invited her to come over for lunch. 17. _____

18. The bride and groom rode in a horse-drawn carriage. 18. _____

★ Challenge Words ★

19. Gabe wants to become a professional athlete. 19. _____

20. The idea was so brilliant that I wish I had thought of it myself! 20. _____

Name: _____

Backyard Visitor

by Kelly Hashway

"Mom!" Sarah yelled, running into the house.

"What is it?" her mother asked, looking up from her book.

"There's a baby deer in the backyard. Can we feed it?" Sarah ran for the bowl of fruit on the counter and grabbed an apple.

Her mom met her in the kitchen. "Sarah, that's not really a good idea. That deer lives in the wild. If it gets used to people feeding it, it won't know how to survive on its own."

Sarah sighed and put the apple back. "Can I at least pet it?"

Her mother shook her head. "I'm sorry, Sarah, but you shouldn't do that either."

"But it's so little. It's not like it's going to hurt me."

"Maybe not, but it might hurt the deer."

Sarah wrinkled her forehead. "I'll be gentle, just like I am with the baby next door."

"That's not what I meant." Her mother brought Sarah to the back door and looked out at the fawn lying in the grass. "If you pet the fawn, she might like it. She might hang around here looking for you."


"That doesn't sound bad at all. She could be like my pet."

"But deer aren't meant to be pets. And what happens if she wanders off into someone else's yard or into the woods where there's a hunter. She won't know not to fear people. Do you understand what I'm saying?"

Sarah looked out at the deer. "She might think all humans are nice. She wouldn't know to stay away from hunters or even cars if she sees people in them."

"Exactly." Her mother put her hand on Sarah's shoulder.

"What if her mother doesn't come get her? How will she learn to find food and how to stay out of danger?"



"Animals are born with natural instincts. That's why we shouldn't do things that go against those instincts, like feed them."

"I wish she could stay here."

"I know you do," her mother said. "Why don't you get my camera? You can take pictures of the fawn. Then you'll always have them to remember her."

"Okay." Sarah ran to her mom's room and got the camera from the dresser drawer. When she came back, she opened the back door very quietly and turned off the camera's flash. "It's light enough to not use the flash and I don't want to scare the fawn."

As Sarah took pictures, another deer stepped into view.

"It's the mother deer!" Sarah whispered excitedly.


"Yes, it is."

Sarah took pictures of both deer as they ate leaves and finally walked away. "Think they'll come back and visit again?"

"Maybe. But now you at least have pictures to remember them. Let's go print them."

Sarah nodded. "I can't wait to see how they came out."

About the Author



Kelly Hashway's picture book, *May the Best Dog Win*, is now available!

Dash has the perfect life until the Super Sweeper 5000 shows up. Sweeper runs all over the house sucking up the leftover food scraps, and he even gets his own room! But Dash won't give up his place as the favorite dog without a fight.

Hashway, Kelly. *May the Best Dog Win*. ISBN: 9780984589081

Name: _____

Backyard Visitor


by Kelly Hashway

1. How did Sarah feel when she saw a fawn in her backyard?

- a. confused
- b. indifferent
- c. disappointed
- d. excited

2. Sarah's mother is afraid that...

- a. Sarah will scare the deer.
- b. the deer could hurt Sarah.
- c. the deer will learn to like people.
- d. the mother deer will come back.



3. When Sarah brings the camera, she turns off the flash. When would someone normally use a camera's flash?

- a. when they take pictures outside in the daylight
- b. when they do not want to scare away animals
- c. when they take pictures inside a room that's not very bright
- d. when they take pictures of things that move

4. What were the mother deer and her fawn doing when Sarah was taking pictures?


5. Put the events from the story in sequential order. Write 1st, 2nd, 3rd, 4th, or 5th on each line.

- _____ Sarah grabbed an apple to feed the deer.
- _____ Sarah saw a baby deer in the backyard.
- _____ Sarah's mother looked outside and saw the baby deer.
- _____ Sarah saw the baby deer's mother.
- _____ Sarah's mother told her not to feed or pet the deer.

Name: _____

Backyard Visitor

by Kelly Hashway



Fill in the missing letters to create a vocabulary word from the story. Then write the full word on the line. Be sure you spell each word correctly.

1. ___ a ___ n

hint: baby deer

2. ___ e ___ t l ___

hint: opposite of rough

3. ___ u n ___ e r

hint: person who kills animals for food

4. ___ u m ___ ___ s

hint: people

5. ___ h i s ___ ___ r e d


hint: spoke very softly

6. ___ n s t ___ n ___ ___ s

hint: things that animals are born knowing how to do

7. ___ r ___ n t

hint: put on paper




Choose the Conjunction



Directions: Circle the conjunction that best fits in each compound sentence.

1. Maria likes to play on the swings, (but, or) Jenna likes the slide better.
2. Today is the first day of spring, (or, and) it is a beautiful day.
3. Our dog stays inside during the winter, (but, or) he is an outside dog during the spring.
4. Mom is taking us to the zoo today, (but, and) we get to feed the giraffes.
5. Every spring we go camping, (or, but) this year we have to stay home.
6. We had a trip planned for Spring Break, (and, but) it got cancelled.
7. I love eating fresh vegetables from the garden, (or, but) I don't like planting them.
8. Dad is building us a treehouse, (and, but) I get to help.
9. The news predicted storms today, (but, or) the weather ended up being beautiful.
10. Our family does spring cleaning every April, (but, and) we have a big garage sale.
11. I would love to have a picnic at the beach, (or, but) it is 400 miles away.
12. Spring Break is a great time to travel, (so, but) it's only a week long.
13. Ben likes to play baseball, (or, but) his brother prefers to watch.
14. Dad told us Spring Break was cancelled, (and, but) it was just an April Fool's joke.
15. Joey loves to catch bugs in the garden, (but, or) his mom won't let him keep them.
16. We were planning to fly our kite today, (and, but) there was not enough wind.
17. Mom wanted to grow a garden this year, (or, but) the gophers ate all of the plants.
18. We have a fun day planned today, (and, but) we have to do our chores first.
19. It's fun to be outside all day, (or, but) it's important to wear sunscreen.
20. We picked Mom a bouquet, (and, but) she put it on the windowsill.



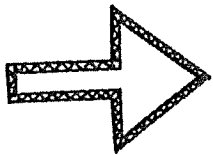
How To Stretch The Sentence



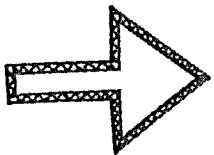
When you stretch out a sentence you provide more information and make the sentence more interesting! You can include all kinds of details. Try using who, what, when, where, why, and how questions. Here are some to get you started:

- What did it look like?
- How did it sound?
- How big/small?
- What happened at the end?
- Who was all there?
- Why did it happen?
- How did it make you feel?
- What did it remind you of?
- When did it happen?
- What did it smell or taste like?
- Where did it happen?
- How fast/slow?

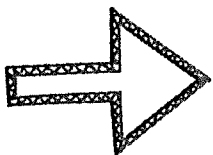
Example:



The dog barked.



The brown dog barked loudly.




The brown dog barked loudly down the street all night long, and I didn't get any sleep!

Name: _____ Date: _____

Stretch It Out!

Stretch out the sentence by filling in the blanks with details.
Then write out your finished stretched out sentence.



Start: It jumped.

Who?

What?

When?

Where?

Why?

How?

Stretched Out Sentence:

Name: _____ Date: _____

Stretch The Sentence

Stretch out the following sentences. Answer the questions who, what, when, where, why, and how to add more details!



1. It opened.

Stretch it out: _____

2. They yelled.

Stretch it out: _____

3. He is swimming.

Stretch it out: _____

4. They all clapped.

Stretch it out: _____

5. She yawned.


Stretch it out: _____

Name: _____

Carnival Fever

by Kelly Hashway

Sophie moaned as her mother read the thermometer. She had a fever, which meant she wasn't going to Michelle's birthday party. Michelle's parents had planned a carnival theme with games. Sophie loved carnival games, but now she was going to miss all the fun because she had a fever.



"I'm sorry, sweetie," her mother said. "Maybe we could play a few games here after you've rested a bit."

Sophie sighed and cuddled further under her blankets. Board games weren't the same as carnival games. She closed her eyes and dreamed of booth after booth of ring toss, dart throw, duck pond, and can knockdown. She won huge stuffed prizes for each game. Sophie was enjoying her dream carnival until she heard her parents and older brother, Gavin, talking.

She opened her eyes to see funny looking displays all over her bedroom. Plastic water bottles covered her desk. Empty soda cans were stacked in a pyramid on her chair. And a piece of cardboard with balloons taped to it rested against her closet door.

"What is all this?" Sophie asked.

"Your very own carnival," her father said.

"Here," Gavin said, handing Sophie a newly sharpened pencil. "Try to pop a balloon."

Sophie looked at the balloons taped to the cardboard. "You made a dart game."

Her parents smiled. "Try it," they said.

Sophie aimed the pencil and popped the blue balloon in the middle. "What do I win?"

"Another game," Gavin said, walking over to the chair with the soda cans. He handed her a pair of rolled up socks. "Let's see your best pitch."

Sophie laughed and tossed the socks at the cans. They all fell on the first try.

"Great!" her father said. "How about a game of ring toss." He handed Sophie a rubber band and pointed to the water bottles on her desk.

Before she could toss the rubber band, the phone rang. Sophie answered it.

"Hi, Sophie. It's Michelle. I heard you're at home sick. I'm sorry you're missing my party. I know how much you love carnival games."


"Yeah," Sophie said, "but my family made me my own carnival right in my room. I'll call you later. Enjoy your party and happy birthday!"

Sophie hung up the phone and tossed the rubber band at the bottles. She loved having her very own carnival.

Name: _____

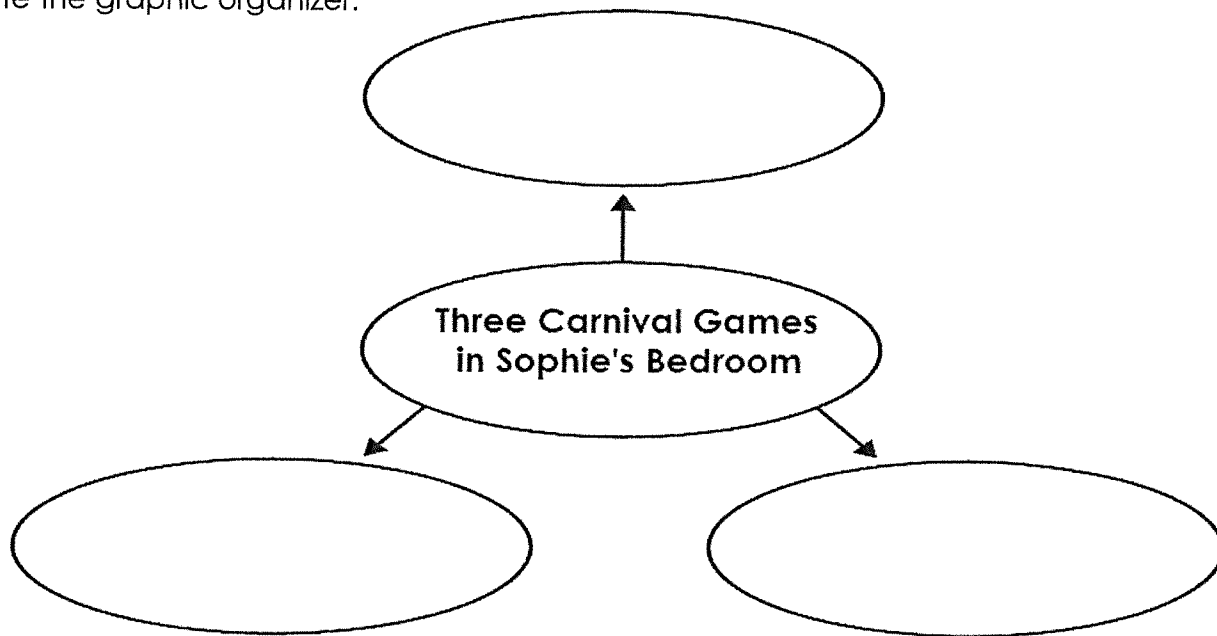
Carnival Fever

by Kelly Hashway



1. How did Sophie react when her mother told her she could not go to Michelle's birthday party?
 - a. She told her mother she wanted to go to the party instead of stay in bed.
 - b. She told her mother she felt too tired to go anyway.
 - c. She said she would rather go to a carnival than the birthday party.
 - d. She acted disappointed, but she didn't complain.

2. Complete the graphic organizer.



3. Which two words best describe Sophie's family? (circle two)

indifferent

thoughtful

wealthy


creative

Tell why you chose each of the words above. _____

Name: _____

Carnival Fever

Vocabulary Activity



Fill in the missing letters to create a word from the story. Then, write the full word on the line. Be sure you spell each word correctly.

1. _ _ _ r _ _

clue: pointed object thrown at a target

1. _____

2. _ _ i _ _ _ _

clue: to throw or toss

2. _____

3. _ _ _ _ t _ _ _ r

clue: male sibling

3. _____

4. _ _ e _ _ _ _

clue: an above-normal body temperature

4. _____

5. _ _ a _ _ _ _ _ a _ _

clue: an outdoor event with games and food

5. _____

6. _ _ _ _ g

clue: past tense of ring

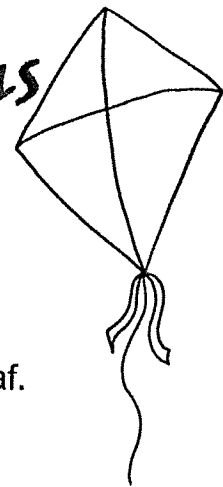
6. _____

7. _ _ _ _ _ o _ _ _ s

clue: rubber bags filled with air


7. _____

Find the Conjunctions




Directions: Circle the conjunction in each of the following sentences.

1. There is a ladybug on the flower, and there is a caterpillar on the leaf.
2. I want to pick that rose, but the thorns are too sharp.
3. We had a picnic planned today, but the storm ruined our plans.
4. We can plant our vegetables in the garden today, or we can wait until tomorrow.
5. It's a beautiful day outside, but we have chores to do.
6. Dad is mowing the lawn, and Mom is working in the garden.
7. I want to go camping with my friend this weekend, but I have a baseball game.
8. Jenny likes to ride her bike on Saturdays, but her brother likes to play inside.
9. The spring is a perfect time to build a treehouse, but we have to watch out for storms.
10. I like to catch bugs, but I always let them go.
11. Susie wanted to plant flowers in her yard, but she doesn't have any seeds.
12. This weekend we are going to paint our house, and the gardener is coming.
13. My family likes to go to baseball games, but we can only go on Saturdays.
14. Ben can either go to the baseball game on Friday, or he can go on Saturday.
15. Spring Break is next week, but we don't have any plans.
16. The rain sometimes ruins our plans, but it helps the plants grow.
17. We can play basketball outside, or we can have a water balloon fight.
18. It's fun to pick flowers, but we have to watch out for bees.
19. There are a lot of caterpillars now, but soon they will all be butterflies.
20. This plant is covered with ladybugs, but that one doesn't have any.



Springtime Fix-It

1. Read each sentence card. Look for the mistakes. The number at the end of the sentence tells you how many mistakes there are. Use the "Check It" chart to help you find the mistakes.
2. Rewrite each sentence correctly on your recording sheet. Did you find all the errors?






Check It!

Capitals: Is there a capital letter at the beginning of the sentences? Are proper nouns capitalized?


Understanding: Does the sentence make sense?

Punctuation: Does the sentence have the correct ending punctuation? Do you need a comma or an apostrophe?


Spelling: Are all the words spelled correctly?




spring is a wonderful
season? (4)




Many birds migrate north
now that it is warmest. (2)




Colorful flowers are
blooming everywhere. (3)




The grass is getting greener.
(2)




I can't wait to put away my
hat and mittens! (3)




I can hear the birds
chirping in the trees. (2)



a robih is makeing its nest
here my howse. (4)




Have you every seen a
robins egg. (3)




i rided my bike down the
long hil. (3)



The buds on the trees is
getting biger? (3)




I lick to mow the lauh with
my dad. (2)




The suhs is shining britely
this morhing. (2)

Name _____



Fix It Up!



1.

2.


3.

4.


5.

6.

Name _____



Fix It Up!



7.

8.

9.

10.

11.

12.

Elements of a Story

Name: _____

PLOT

What happens in the story?

CHARACTERS

Name and Describe

THE STORY

Title:

Author:

SETTING

Where and When?

PROBLEM

Describe the problem in the story.

SOLUTION


Describe how the problem is solved.

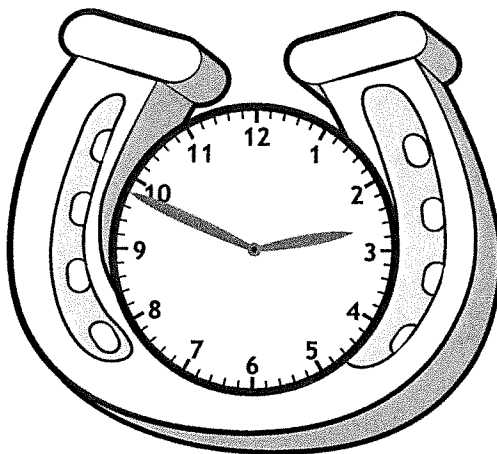
Name: _____

Nearest Minute


St. Patrick's Day Clocks


Write the time shown on the St. Patrick's Day clocks.














Name: _____

Multiplying Dozens

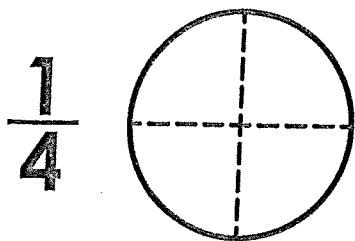
Solve. Label your answers.

1. David has 6 dozen golf balls.
How many golf balls does he have? _____
2. Daniel bought 3 dozen eggs.
How many eggs did Daniel buy? _____
3. Olivia baked 4 dozen cupcakes.
How many cupcakes did she bake? _____
4. Alyssa saw 2 dozen birds in a tree.
How many birds did Alyssa see? _____
5. Samantha made 7 dozen bracelets.
How many bracelets did she make? _____
6. Rafi cut 9 dozen lawns last summer.
How many lawns did he cut? _____
7. Carter has 11 dozen ants in his ant farm. How many ants does he have? _____
8. Davion sold 8 dozen tennis balls.
How many tennis balls did he sell? _____
9. Madison's story has 12 dozen words in it. How many words are in her story? _____
10. Briana has 4 dozen pencils.
Ashley has 6 dozen pencils.
How many more pencils does Ashley have? _____
11. A.J. has 7 dozen crackers.
Dylan has 10 dozen crackers.
How many crackers do they have in all? _____
12. Noah collected 8 dozen pennies.
Karleigh collected 50 more than Noah.
How many pennies did Karleigh collect? _____

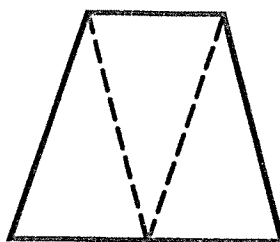
Name: _____

Fractions of Shapes

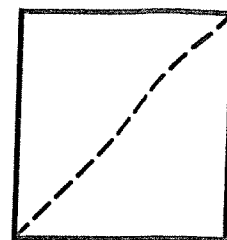
Shade each figure to show the fraction given.



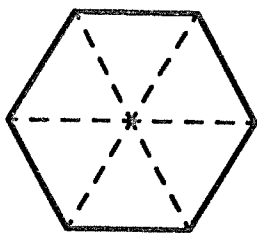
$\frac{2}{3}$



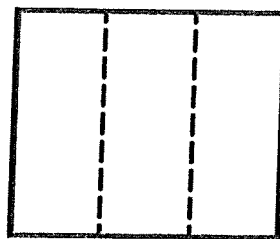
$\frac{1}{2}$




$\frac{1}{6}$



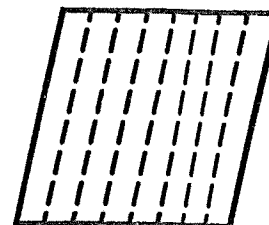
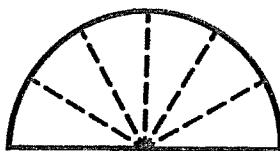
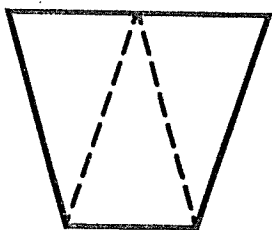
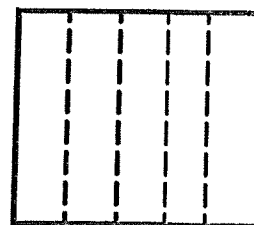
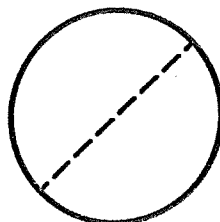
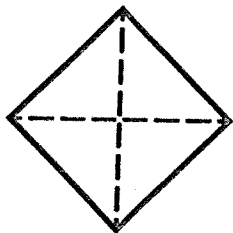
$\frac{1}{3}$



$\frac{5}{6}$




Tell what fraction of each shape is shaded.



Divide the square into four equal parts.
Shade 3 parts.

What fraction of the square is shaded?




Name: _____

Equal Groups


Color the shapes according to the key.

Key



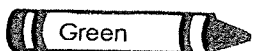
Red

Halves




Blue

Thirds



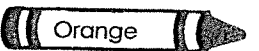
Green

Fourths



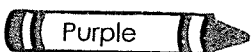
Yellow

Fifths




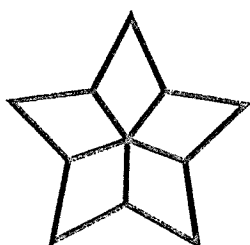


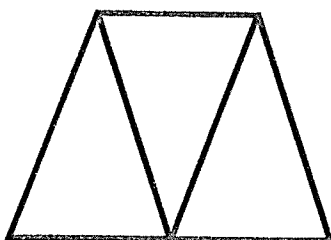
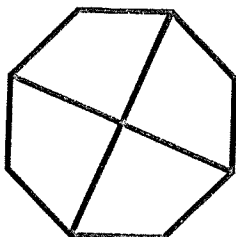
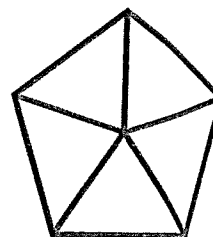
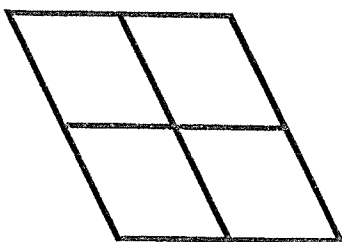


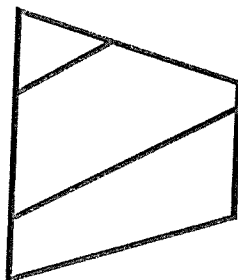
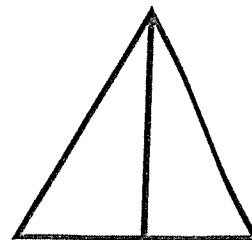

Orange

Sixths



Purple


Not equal groups



Name: _____

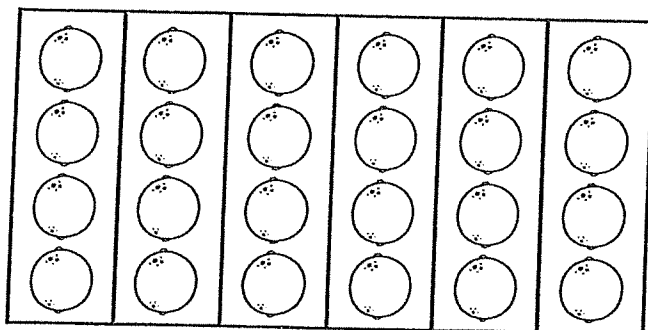
Basic Facts through 12

Multiplication as Repeated Addition



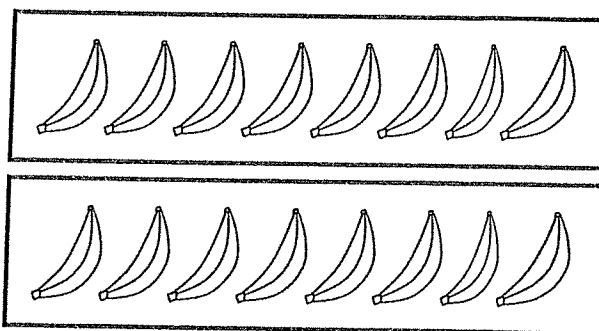
$$\underline{\quad} + \underline{\quad} + \underline{\quad} + \underline{\quad} = 48$$

$$\underline{\quad} \times \underline{\quad} = 48$$



$$\underline{\quad} + \underline{\quad} + \underline{\quad} + \underline{\quad} + \underline{\quad} + \underline{\quad} = 24$$

$$\underline{\quad} \times \underline{\quad} = 24$$



$$\underline{\quad} + \underline{\quad} = \underline{\quad}$$

$$\underline{\quad} \times \underline{\quad} = \underline{\quad}$$

$$5 + 5 + 5 + 5 + 5 + 5 + 5 + 5 + 5 + 5 + 5 + 5 = \underline{\quad}$$

$$12 \times 5 = \underline{\quad}$$

$$11 + 11 + 11 + 11 = \underline{\quad}$$

$$4 \times 11 = \underline{\quad}$$

$$7 + 7 + 7 + 7 = \underline{\quad}$$

$$4 \times 7 = \underline{\quad}$$

$$2 + 2 + 2 + 2 + 2 + 2 + 2 + 2 + 2 + 2 + 2 = \underline{\quad}$$

$$11 \times 2 = \underline{\quad}$$

$$9 + 9 + 9 + 9 + 9 + 9 + 9 = \underline{\quad}$$

$$7 \times 9 = \underline{\quad}$$

$$3 + 3 + 3 + 3 + 3 + 3 = \underline{\quad}$$

$$6 \times 3 = \underline{\quad}$$

Name: _____

Score: _____ out of 39

Time: _____ minutes

Multiplication: 0 - 12

a. $\begin{array}{r} 12 \\ \times 6 \\ \hline \end{array}$ $\begin{array}{r} 8 \\ \times 4 \\ \hline \end{array}$ $\begin{array}{r} 7 \\ \times 3 \\ \hline \end{array}$ $\begin{array}{r} 9 \\ \times 9 \\ \hline \end{array}$



b. $\begin{array}{r} 5 \\ \times 2 \\ \hline \end{array}$ $\begin{array}{r} 11 \\ \times 1 \\ \hline \end{array}$ $\begin{array}{r} 4 \\ \times 0 \\ \hline \end{array}$ $\begin{array}{r} 10 \\ \times 8 \\ \hline \end{array}$

c. $\begin{array}{r} 12 \\ \times 7 \\ \hline \end{array}$ $\begin{array}{r} 10 \\ \times 10 \\ \hline \end{array}$ $\begin{array}{r} 3 \\ \times 5 \\ \hline \end{array}$ $\begin{array}{r} 9 \\ \times 4 \\ \hline \end{array}$ $\begin{array}{r} 6 \\ \times 6 \\ \hline \end{array}$ $\begin{array}{r} 10 \\ \times 9 \\ \hline \end{array}$ $\begin{array}{r} 11 \\ \times 3 \\ \hline \end{array}$

d. $\begin{array}{r} 6 \\ \times 8 \\ \hline \end{array}$ $\begin{array}{r} 9 \\ \times 5 \\ \hline \end{array}$ $\begin{array}{r} 7 \\ \times 9 \\ \hline \end{array}$ $\begin{array}{r} 12 \\ \times 2 \\ \hline \end{array}$ $\begin{array}{r} 8 \\ \times 1 \\ \hline \end{array}$ $\begin{array}{r} 12 \\ \times 12 \\ \hline \end{array}$ $\begin{array}{r} 6 \\ \times 9 \\ \hline \end{array}$

e. $\begin{array}{r} 8 \\ \times 0 \\ \hline \end{array}$ $\begin{array}{r} 7 \\ \times 10 \\ \hline \end{array}$ $\begin{array}{r} 4 \\ \times 4 \\ \hline \end{array}$ $\begin{array}{r} 11 \\ \times 12 \\ \hline \end{array}$ $\begin{array}{r} 2 \\ \times 10 \\ \hline \end{array}$ $\begin{array}{r} 6 \\ \times 5 \\ \hline \end{array}$ $\begin{array}{r} 3 \\ \times 1 \\ \hline \end{array}$

f. $\begin{array}{r} 5 \\ \times 7 \\ \hline \end{array}$ $\begin{array}{r} 8 \\ \times 8 \\ \hline \end{array}$ $\begin{array}{r} 12 \\ \times 9 \\ \hline \end{array}$ $\begin{array}{r} 11 \\ \times 11 \\ \hline \end{array}$ $\begin{array}{r} 3 \\ \times 9 \\ \hline \end{array}$



g. $\begin{array}{r} 12 \\ \times 4 \\ \hline \end{array}$ $\begin{array}{r} 7 \\ \times 7 \\ \hline \end{array}$ $\begin{array}{r} 12 \\ \times 3 \\ \hline \end{array}$ $\begin{array}{r} 0 \\ \times 10 \\ \hline \end{array}$ $\begin{array}{r} 10 \\ \times 5 \\ \hline \end{array}$

Name: _____

Division Word Problems

Work Space

1. James has 28 marbles. He puts them into 4 bags. He puts the same number of marbles in each bag. How many marbles are in each bag?

Answer: _____

2. Wendy has 36 books. She has a bookshelf with 6 shelves on it. If Wendy puts the same number of books on each shelf, how many will be on each shelf?

Answer: _____

3. Pat is having a picnic for her family. She has 42 cookies. There are 7 people in her family. If each person gets the same number of cookies, how many cookies will each person get?

Answer: _____

4. Jesse has 45 toys and 5 boxes. If he puts the same number of toys in each box, how many toys will be in each box?

Answer: _____

5. Darren has 21 pencils and seven bags. If he puts the same number of pencils in each bag, how many pencils will be in each bag?

Answer: _____

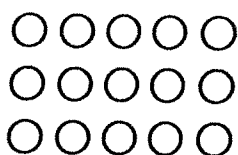
Name: _____

Basic Facts

Division with Arrays


Write a division fact shown by each array.

example




$$15 \div 3 = 5$$

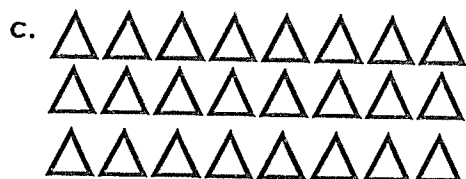
$$15 \div 5 = 3$$



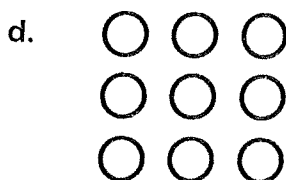
$$\underline{\hspace{1cm}} \div \underline{\hspace{1cm}} = \underline{\hspace{1cm}}$$



$$\underline{\hspace{1cm}} \div \underline{\hspace{1cm}} = \underline{\hspace{1cm}}$$




$$\underline{\hspace{1cm}} \div \underline{\hspace{1cm}} = \underline{\hspace{1cm}}$$




$$\underline{\hspace{1cm}} \div \underline{\hspace{1cm}} = \underline{\hspace{1cm}}$$




$$\underline{\hspace{1cm}} \div \underline{\hspace{1cm}} = \underline{\hspace{1cm}}$$



$$\underline{\hspace{1cm}} \div \underline{\hspace{1cm}} = \underline{\hspace{1cm}}$$




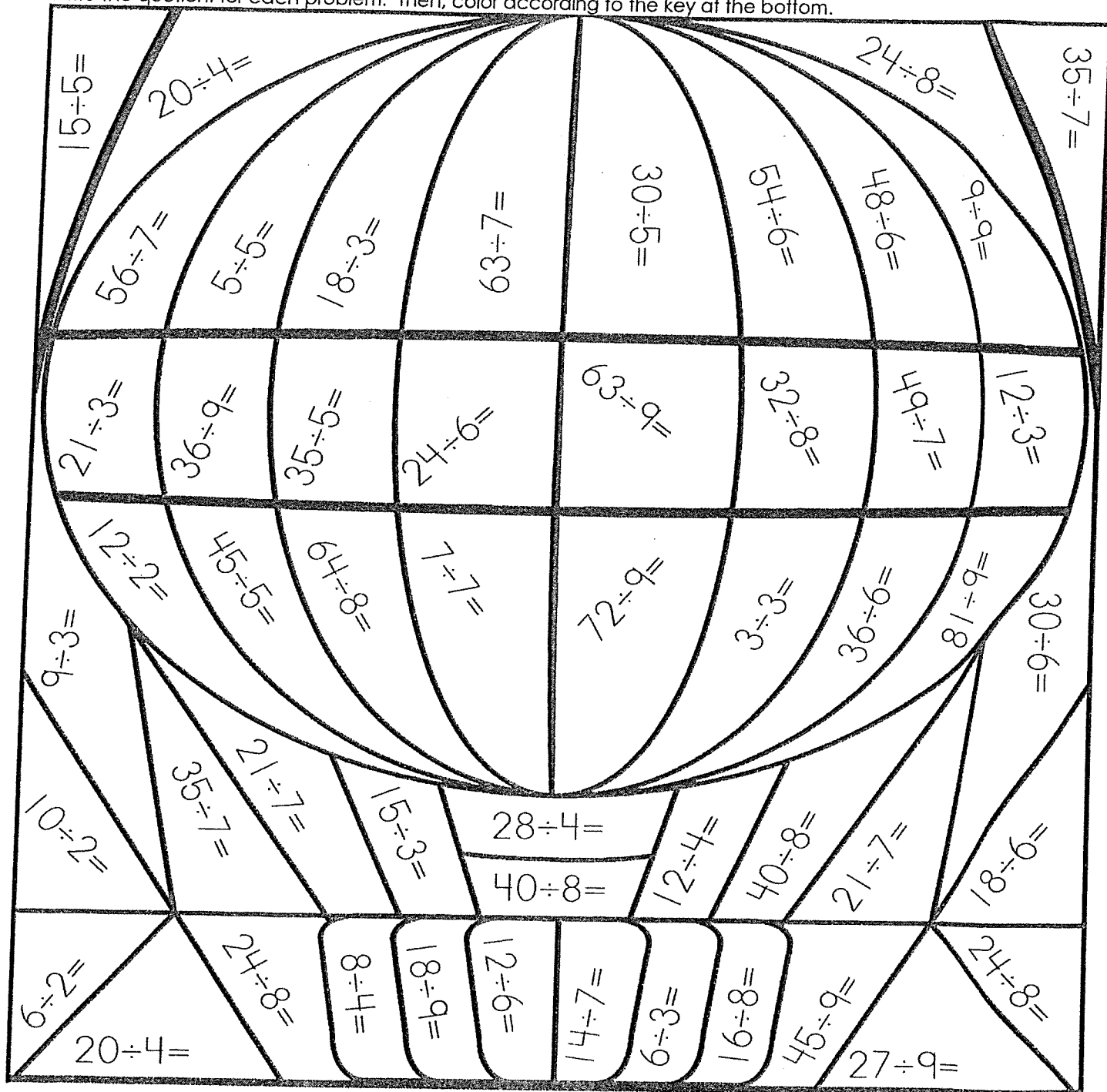
$$\underline{\hspace{1cm}} \div \underline{\hspace{1cm}} = \underline{\hspace{1cm}}$$



$$\underline{\hspace{1cm}} \div \underline{\hspace{1cm}} = \underline{\hspace{1cm}}$$

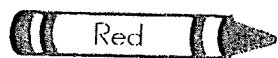
Name: _____

Write the quotient for each problem. Then, color according to the key at the bottom.




Brown

2



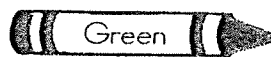
Red

6, 8



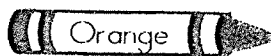
Yellow

1, 9



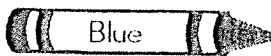
Green

4



Orange

7



Blue

3, 5

Name: _____

Secret Code Math

Multiplication: Basic Facts 0 - 12

Decode the numbers. Write the real numbers above the symbols.
Then multiply the numbers to find the products. The first one has been done for you.

1



2



3



4



5



6



7



8



9



0



a.

$$\begin{array}{ccc} 1 & 2 & 2 \\ \text{☺} & \star & \times \star = \underline{24} \end{array}$$

b.

$$\text{♥} \times \uparrow = \underline{\quad}$$

c.

$$\text{◇} \times \text{♥} = \underline{\quad}$$

d.

$$\text{☺} \star \times \ast = \underline{\quad}$$

e.

$$\text{☺} \text{☺} \times \text{✎} = \underline{\quad}$$

f.

$$\ast \times \text{✎} = \underline{\quad}$$

g.

$$\text{☺} \times \text{◇} = \underline{\quad}$$

h.

$$\text{☺} \star \times \text{☺} \text{☺} = \underline{\quad}$$

i.

$$\uparrow \times \uparrow = \underline{\quad}$$

j.

$$\uparrow \times \text{☺} \star = \underline{\quad}$$

Name _____

My State Project

My state is _____

Its abbreviation is _____

Its capital is _____

My state's nickname is _____

_____ became a state on _____

It was the _____ state to join the union.

Three other cities that are in my state are

- _____
- _____
- _____


My state's motto is _____

My state's bird is _____


My state's tree is _____

My state's flower is _____

Here is a picture of my state's flower



Here is a picture of my state's flag!



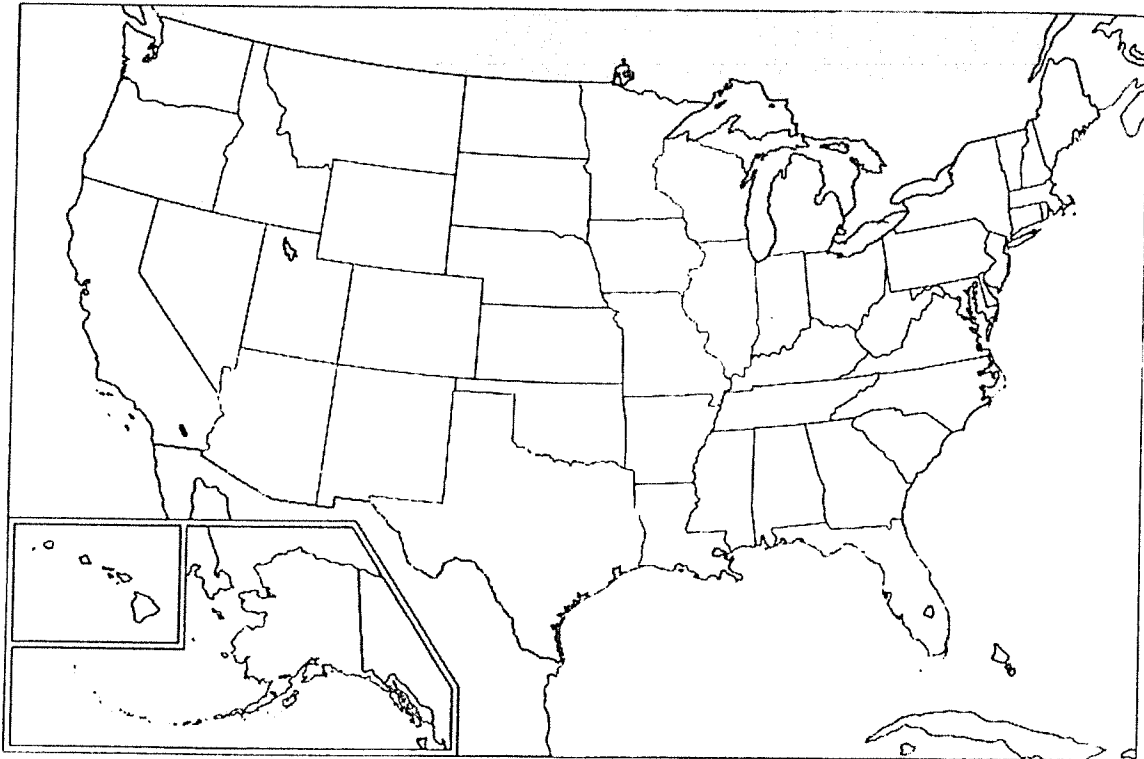
One interesting fact about my state is _____

The states, country and/or ocean that border my state are

North _____ South _____

East _____ West _____

Color your state on the map below!




Lesson 3

Changing Matter

What are physical changes?

Matter can change. A **physical change** is a change in how matter looks. It looks different, but it is still the same kind of matter.

When you tear paper, you make a physical change. The paper is in pieces, but it is still paper.



This sand was shaped to look like a castle, but it is still sand.


Quick Check

12. Explain why making a ball from a piece of clay is a physical change. _____
- _____

What are chemical changes?

Some changes cause matter to turn into other kinds of matter. This is a **chemical change**. The properties of the new matter are different.

A burning log goes through a chemical change. The log starts as wood. Fire turns it to ash. Some gas also forms. These kinds of matter are different from wood. They have different properties.



▲ A chemical change turns wood into ash and gas.


What are the signs of a chemical change?

Most times you can tell when a chemical change happens. Here are some signs to look for:

light and heat

color change

gas formation



A burning candle gives off light and heat. A chemical change is taking place.

Quick Check

Circle the correct answer.

14. Which of the following is a chemical change?

ice melts glass breaks paper burns