

# I Did Not Give Up!

A Reading A-Z Level D Leveled Book

Word Count: 86

## Connections

### Writing and Art

Think about a time when you were not able to do something but you kept trying.

Draw a picture and write about it.

### Math

Make a class list of three things each of you wants to learn how to do.

Vote on the one you want to learn the most.

Make a class graph to show how everyone voted.

Reading A-Z

Visit [www.readinga-z.com](http://www.readinga-z.com)

for thousands of books and materials.


Collec

Monday

3/16/20

LEVELED BOOK • D


# I Did Not Give Up!



Written by Elizabeth Jane Pustilnik  
Illustrated by Mary Uhles

[www.readinga-z.com](http://www.readinga-z.com)

# I Did Not Give Up!



Written by Elizabeth Jane Pustilnik

Illustrated by Mary Uhles

[www.readinga-z.com](http://www.readinga-z.com)

## Focus Question

What can happen if you do not give up?

## Words to Know

float      keep  
give up      tie  
important      trying

I Did Not Give Up!

Level D Leveled Book

© Learning A-Z

Written by Elizabeth Jane Pustilnik

Illustrated by Mary Uhles


All rights reserved.

[www.readinga-z.com](http://www.readinga-z.com)

## Correlation

LEVEL D	
Fountas & Pinnell	D
Reading Recovery	5-6
DRA	6






I do not like to give up.

I Did Not Give Up! • Level D


3



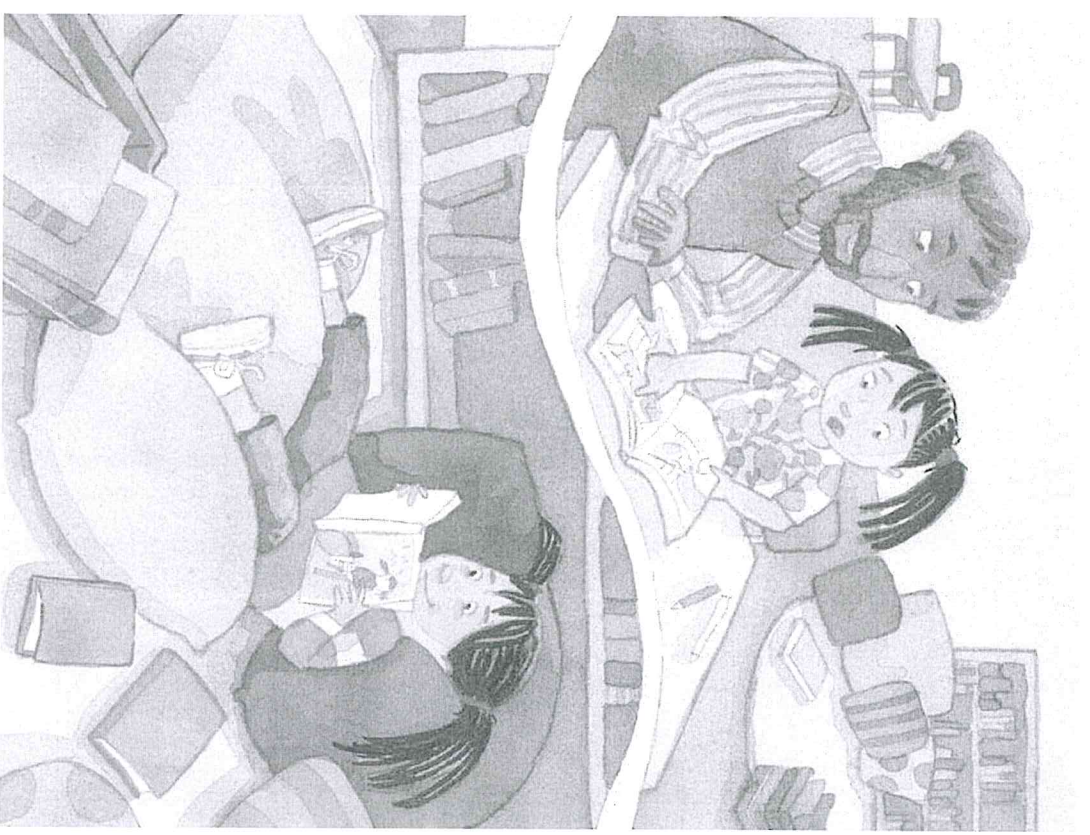
It is important  
to keep trying.

4





I kept trying  
to tie my shoes.  
Now I can.




I kept trying  
to read my book.  
Now I can.



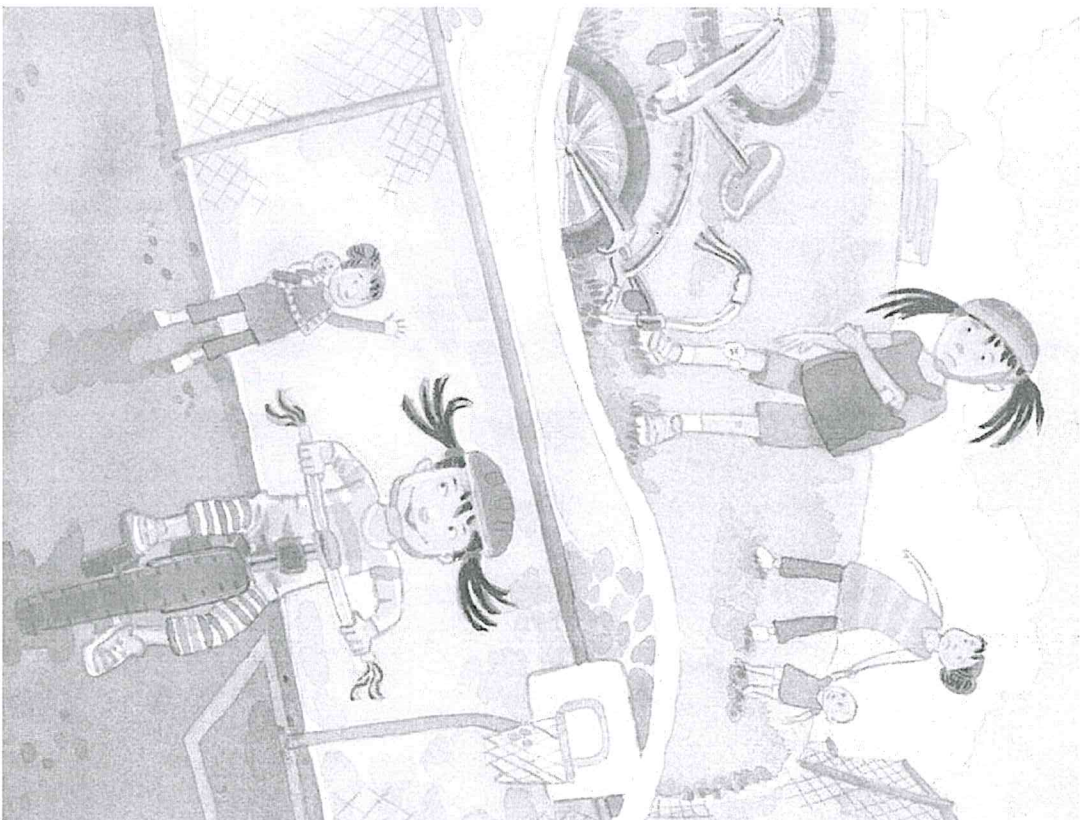


I kept trying  
to write my name.  
Now I can.



I kept trying  
to jump rope.  
Now I can.






I kept trying  
to ride my bike.  
Now I can.



I kept trying  
to float on my back.  
Now I can.







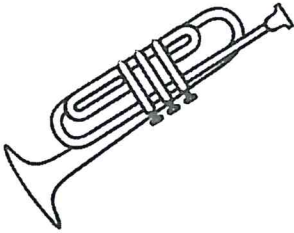



Now I can do  
all of these things.



I did not give up!



truck




**Instructions:** Identify each picture with students. Then, have students write *tr* on the line under the pictures whose names begin with the /tr/ sound.



Name \_\_\_\_\_






- ① I kept trying to tie my shoes Now I can
- ② I kept trying to read my book Now I can
- ③ I kept trying to jump rope Now I can
- ④ Now I can do all of these things

My Sentence:



**Instructions:** Read the sentences aloud with students. Have students add periods in the correct places. Then, have them write their own sentence about the story on the line provided.

**Skill:** Periods

<p>Cause</p>		<p>Cause</p>
<p>Effect</p>		<p>Effect</p>
<p>Cause</p>		<p>Cause</p>
<p>Effect</p>		<p>Effect</p>
<p>Cause</p>		<p>Cause</p>
<p>Effect</p>		<p>Effect</p>

**Instructions:** Have students write or draw cause-and-effect relationships in the boxes above.



# Do Not Eat That!

A Reading A-Z Level D leveled Book

Word Count: 94

## Connections

### Writing and Art

What else can Zots eat?

Draw a picture  
and write about it.

### Science

Sort the things Zots  
tries to eat into groups.

Share your sorting  
with a partner.


# Reading A-Z

Visit [www.readinga-z.com](http://www.readinga-z.com)

for thousands of books and materials.

LEVELED BOOK • D

# Do Not Eat That!




Written by Rus Buyok • Illustrated by Matt Loveridge

[www.readinga-z.com](http://www.readinga-z.com)



# Do Not Eat That!



Written by Rus Buyok  
Illustrated by Matt Loveridge

[www.readinga-z.com](http://www.readinga-z.com)

## Focus Question

What does Abby tell Zots  
not to eat? Why?

## Words to Know

eat	space
finds	trash
hungry	tree

Do Not Eat That!  
Level D Leveled Book  
© Learning A-Z  
Written by Rus Buyok  
Illustrated by Matt Loveridge  
All rights reserved.  
[www.readinga-z.com](http://www.readinga-z.com)


## Correlation

LEVEL D	
Fountas & Pinnell	D
Reading Recovery	5-6
DRA	6






Abby and Zots are  
best friends.  
Zots is from outer space.




Zots is hungry.





Zots finds puppies.  
 “Do not eat the puppies!”  
 Abby says.



Zots finds trash.  
 “Do not eat the trash!”  
 Abby says.





Zots finds books.

"Do not eat the books!"

Abby says.



Zots finds a tree.


"Do not eat the tree!"

Abby says.






Zots finds hats.  
 “Do not eat the hats!”  
 Abby says.



Zots finds bikes.  
 “Do not eat the bikes!”  
 Abby says.





Zots sees Abby.  
 “Do not eat me!”  
 Abby says.




“I am hungry!”  
 Zots says.  
 “Eat some pizza,”  
 Abby says.

Name \_\_\_\_\_

Cause

Effect


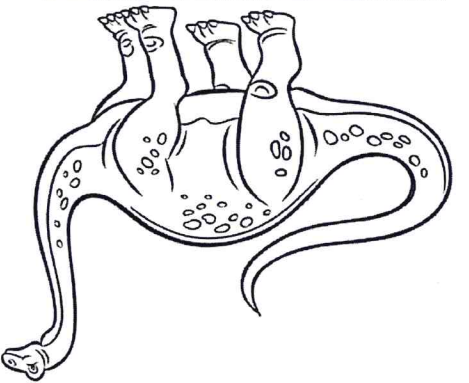


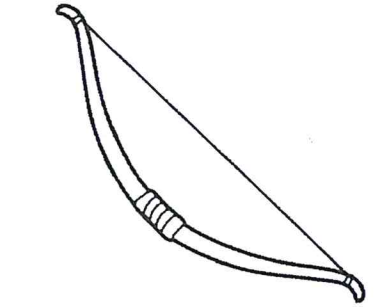



**Instructions:** Have students write or draw cause-and-effect relationships in the boxes above.



Name \_\_\_\_\_


**Instructions:** Name the pictures with students and have them listen to the initial sound in each word. Then, have students write the upper- and lowercase letter *Dd* on the line below each picture that begins with the /d/ sound.




Dd

Name \_\_\_\_\_


① "Do not eat the books!"




② "Do not eat the tree!"



③ "Do not eat the hats!"



④ "Eat some pizza."



**Instructions:** Read each sentence aloud with students. Have students circle the noun in each sentence and draw a picture of it in the space provided.

Skill: Nouns



# Animal Costumes

A Reading A-Z Level D Leveled Book

Word Count: 86

## Connections

### Writing and Art

Imagine you are dressing up an animal in a costume. Draw a picture of the animal in its costume and write about it.

### Social Studies

When do people like to dress animals in costumes? Share your ideas with a partner.

Reading A-Z

Visit [www.readinga-z.com](http://www.readinga-z.com)

for thousands of books and materials.

colten

wed-

3/18/20



[www.readinga-z.com](http://www.readinga-z.com)

# Animal Costumes



Written by Nancy Helen Kessler

[www.readinga-z.com](http://www.readinga-z.com)

## Focus Question

What are some costumes animals can wear?

## Words to Know

bandanna	mane
costumes	snout
fins	wear

### Photo Credits:

Front cover: © John Daniels/ardea.com; title page: © Andy Levin/Science Source; page 3: © John McAllister/123RF; pages 4, 6: © WillaeCole/Stock/Thinkstock; page 5: © Debra Behr/Alamy; page 7: © 68/GK Hart/Vikki Hart/Ocean/Corbis; page 8: © John Lund/Blend Images/Corbis; page 9: © Peggy Pedtite/ZUMA Press/Corbis; page 10: © John Daniels/ardea.com; page 11: © darak77/Stock/Thinkstock; page 12: © Craig Ellenwood/Alamy

Animal Costumes  
Level D leveled Book  
© Learning A-Z  
Written by Nancy Helen Kessler

All rights reserved.  
[www.readinga-z.com](http://www.readinga-z.com)

## Correlation

LEVEL D	
Fountas & Pinnell	D
Reading Recovery	5-6
DRA	6





People wear costumes.  
Animals can wear  
costumes too.



A dog can wear the  
wings of a butterfly.




A dog can wear the  
mane of a lion.

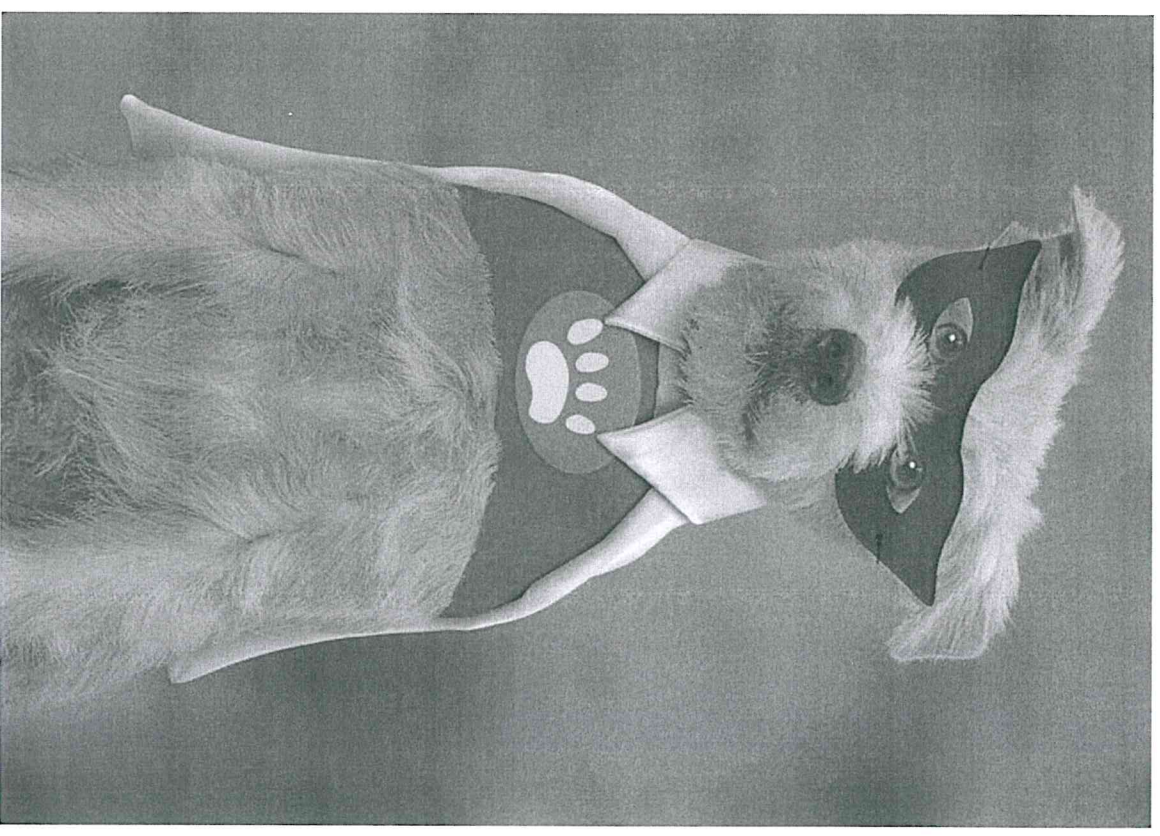


A goat can wear the  
crown of a princess.





A cat can wear the  
bandanna of a cowboy.

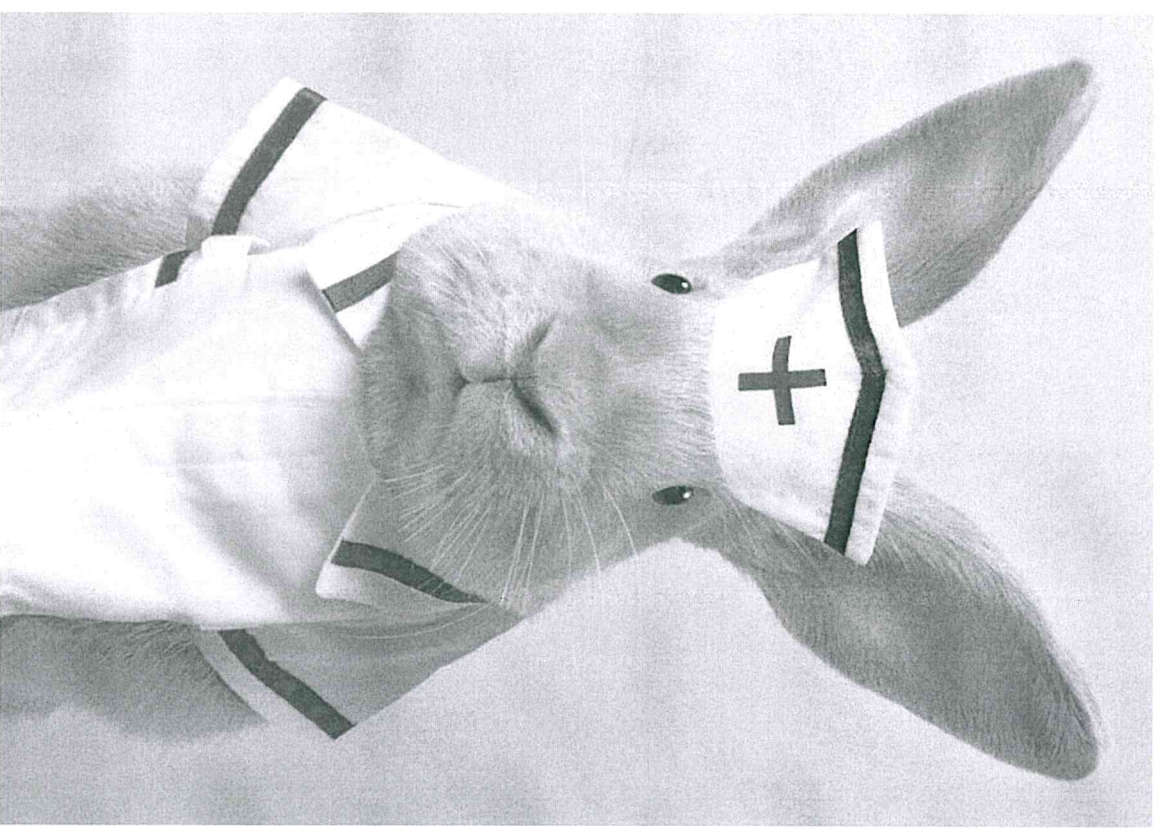


A dog can wear the  
mask of a superhero.





A dog can wear the  
fins of a shark.




A rabbit can wear the  
hat of a nurse.




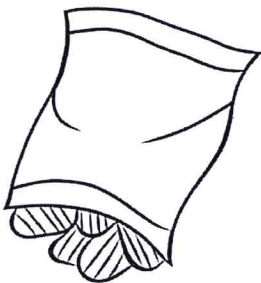

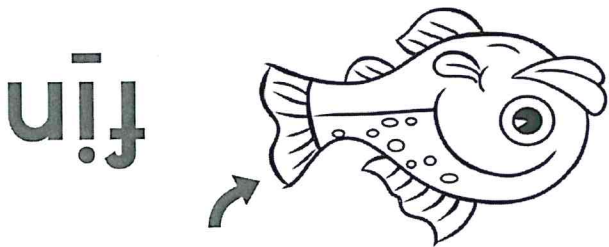


A dog can wear the  
snout of a pig.



What costume is this  
dog wearing?


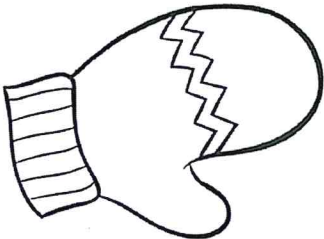
Name \_\_\_\_\_



st ck

ch ps

h ppo




l zard

m tten

p gs

**Instructions:** Have students add the short vowel *i* to each word. Then, have students read the words to a partner.





- ① Animals can wear costumes.
- ② A dog can wear butterfly wings.
- ③ A goat can wear a princess crown.
- ④ A cat can wear a cowboy hat.
- ⑤ A rabbit can wear a nurse hat.
- ⑥ A dog can wear a hot dog bun.

**My Sentence:**

---



---



---



---



---




---

**Instructions:** Have students underline the subject in each sentence. Then, have students write a sentence of their own and circle the subject.

Author's Purpose		
to entertain	to inform	to persuade

Animal Costumes • Level D • 1

Skill: Author's Purpose




**Instructions:** Have students choose and circle the author's purpose. Then, have students write and draw examples that show the author's purpose from the story in the spaces provided.



# All About Foxes

A Reading A-Z Level D Leveled Book

Word Count: 69



## Connections

### Writing and Art

Why do foxes have long hair in winter and short hair in summer?

Draw a picture and write about it.

### Science and Art

Choose one fox from the book.

Draw a picture of the fox and label at least five different body parts.

 Reading A-Z

Visit [www.readinga-z.com](http://www.readinga-z.com)

for thousands of books and materials.

Colten

Thurs.

3/19/20

LEVELED BOOK • D

# All About Foxes



Written by Anthony Curran

[www.readinga-z.com](http://www.readinga-z.com)

# All About Foxes



Written by Anthony Curran

[www.readinga-z.com](http://www.readinga-z.com)

## Focus Question

What makes foxes interesting animals?

## Words to Know

bushy hunters  
foxes mammals  
fur pointy

### Photo Credits:

Front cover: © Jamie\_Hall/Stock/Thinkstock; back cover: © blickwinkel/Alamy;  
title page: © Suzi Eszterhas/Minden Pictures; page 3: © DenBoma/Stock/  
Thinkstock; page 4: © Lissa Dalnodar/123RF; page 5 (top left): © Mikelane45/  
iStock/Thinkstock; page 5 (top right): © Michael Elliott/Dreamstime.com; page 5  
(center right): © Geoff Kuchera/Stock/Thinkstock; page 5 (bottom left):  
© Yva Momatiuk & John Eastcott/Minden Pictures; page 5 (bottom right):  
© hagit berkovich/Stock/Thinkstock; page 6: © Arterra Picture Library/Alamy;  
page 7: © SeventhDayPhotography/Stock/Thinkstock; page 8 (top): © Mathias  
Breiter/Minden Pictures; page 8 (bottom): © Gerard Lacz Images/Gerard Lacz  
Images/SuperStock; page 9 (both): © Sergey Gorskov/Minden Pictures;  
page 10: © Laurent Geslin/Nature Picture Library/Getty Images

All About Foxes  
Level D Leveled Book

© Learning A-Z

Written by Anthony Curran

All rights reserved.

[www.readinga-z.com](http://www.readinga-z.com)

## Correlation

LEVEL D	
Fountas & Pinnell	D
Reading Recovery	5-6
DRA	6






Foxes are mammals.  
They have pointy faces.



Foxes are mammals.  
They have thin legs  
and bushy tails.






Foxes have fur.  
Their fur can be  
different colors.



Foxes have fur.  
They have short fur  
in summer.






Foxes have fur.  
They have long fur  
in winter.



Foxes have fur.  
They lose their old fur  
each spring.





Foxes are hunters.  
They hunt small animals.



Foxes are hunters.  
They hunt mostly at night.



Name \_\_\_\_\_

- ① Foxes are mammals. They have bushy tails.
- ② Foxes have fur. They have short fur in summer.
- ③ Foxes have long fur in winter. They lose old fur in spring.
- ④ Foxes are hunters. They hunt small animals.
- ⑤ Foxes hunt small animals. They hunt at night.



Skill: Pronouns

**Instructions:** Read each pair of sentences with students. Then, have them underline the pronoun in the second sentence and circle the noun in the first sentence that it replaces.

\_\_\_\_\_ Name

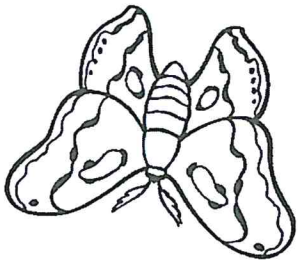


Illustration of the letter 'p' on handwriting lines.




Illustration of the letter 'h' on handwriting lines.

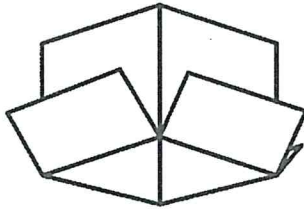


Illustration of the letter 'm' on handwriting lines.




Illustration of the letter 'm' on handwriting lines.



Illustration of the letter 'b' on handwriting lines.

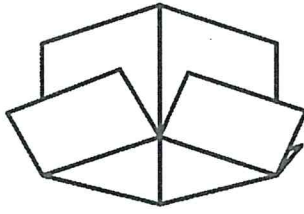

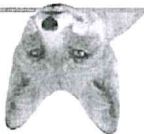


Illustration of the letter 's' on handwriting lines.



**Instructions:** Have students add the short vowel o to each word. Then, have students read the words to a partner.





Main Idea

Detail

Detail

Detail

**Instructions:** Have students write the main idea in the top rectangle. Then, have them list facts about foxes that support the main idea in the detail boxes.



# Bees Feed Me

A Reading A-Z Level D Leveled Book

Word Count: 70

LEVELED BOOK • D

colten  
F.C.D.  
3/20/20 Bees Feed Me

Reading A-Z

Visit [www.readinga-z.com](http://www.readinga-z.com)

for thousands of books and materials.

Written by Harriet Rosenbloom

[www.readinga-z.com](http://www.readinga-z.com)



# Bees Feed Me



Written by Harriet Rosenbloom

[www.readinga-z.com](http://www.readinga-z.com)

**Photo Credits:**

Front cover, back cover: © Laurent Gestlin/NPL/Minden Pictures; title page: © Teresa Kasprzycka/123RF; page 3: © Satephoto/Stock/Thinkstock; page 4 (main): © Spaceua/Dreamstime.com; page 4 (inset): © PTLee/Alamy; page 5 (main): © Jupiterimages/Stockbyte/Thinkstock; page 5 (inset): © ZUMA Press, Inc./Alamy; page 6 (main): © Sherry Young/Dreamstime.com; page 6 (inset): © mg7/Stock/Thinkstock; page 7 (main): © Vladyslav Siabier/123RF; page 7 (inset): © Tatyana Khatko/Dreamstime.com; page 8 (main): © Florentino David/Dreamstime.com; page 8 (inset): © Tim Robbins/Mint Images/Corbis; page 9 (main): © Nagy-Bagoly Ilona/123RF; page 9 (inset): © Lenz/Alamy; page 10 (main): © Image Source/Alamy; page 10 (inset): © Janaph/Stock/Thinkstock

**Bees Feed Me**

Level D Leveled Book

© Learning A-Z


Written by Harriet Rosenbloom

All rights reserved.

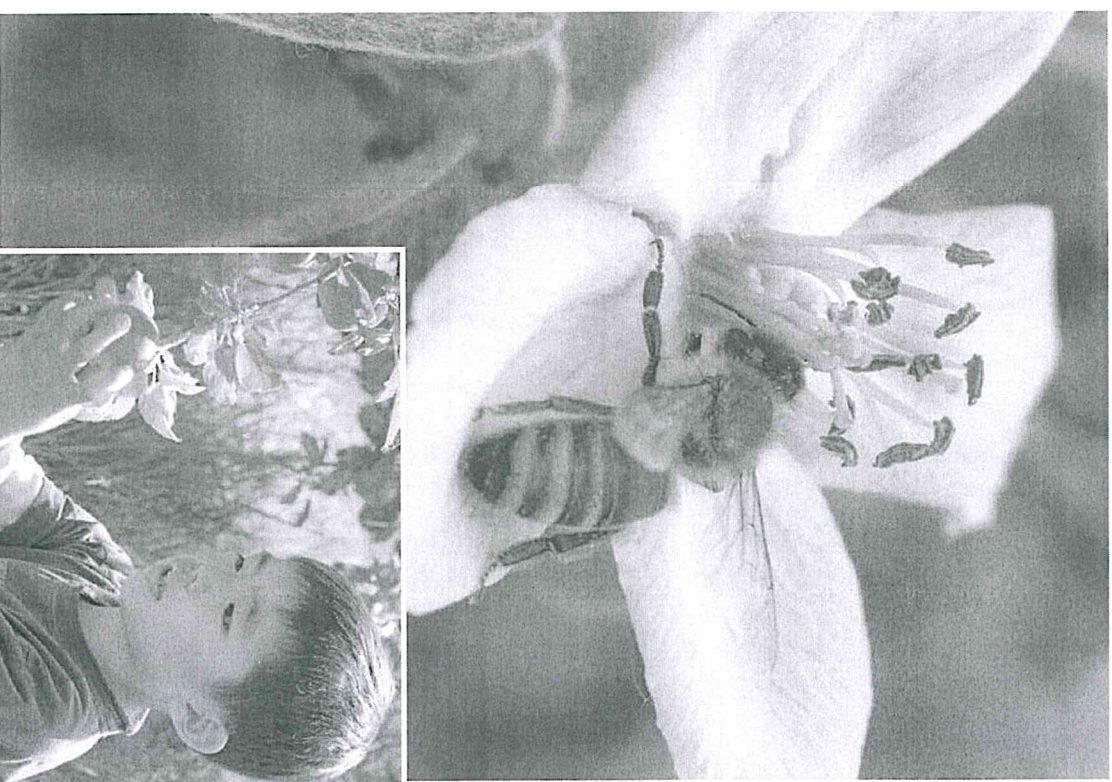
[www.readinga-z.com](http://www.readinga-z.com)

**Correlation**

LEVEL D	
Fountas & Pinnell	D
Reading Recovery	5-6
DRA	6



Bees are little,  
but they do a big job.  
Bees feed you and me.




Without bees, we would  
not have apples.



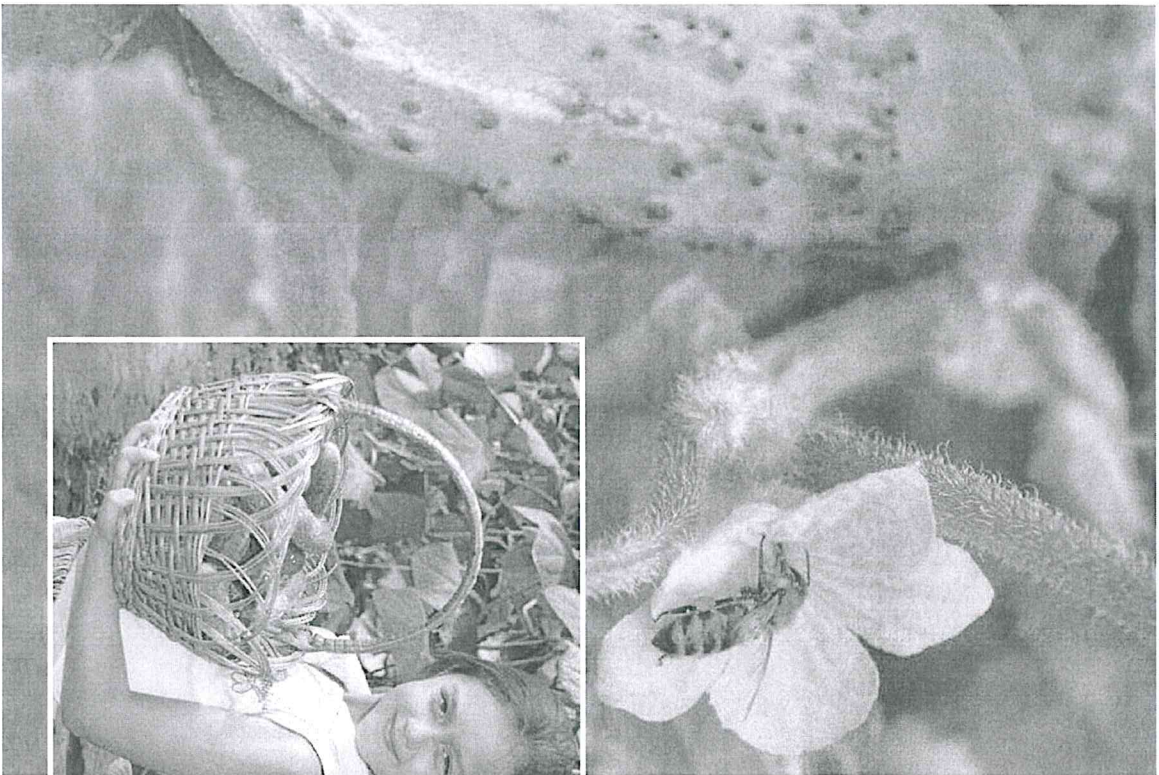


Without bees, we would  
not have carrots.




Without bees, we would  
not have lemons.






Without bees, we would  
not have cucumbers.

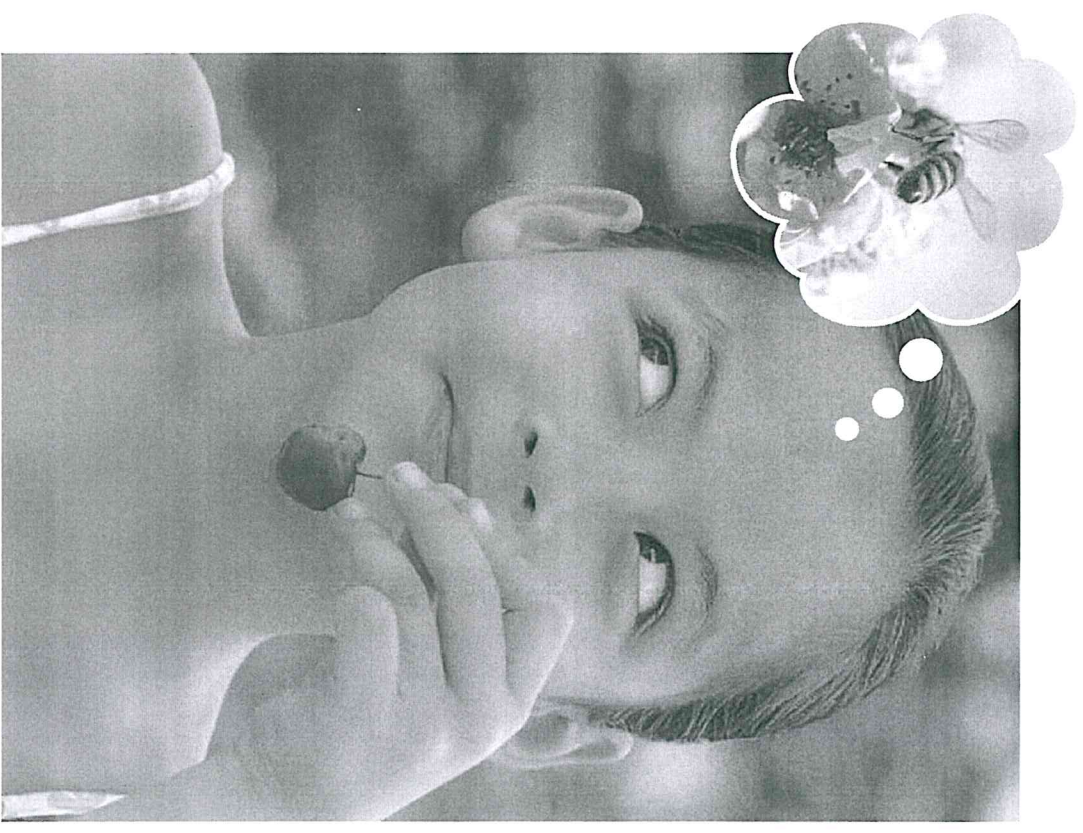


Without bees, we would  
not have blueberries.






Without bees, we would  
not have pumpkins.



Bees help bring us some  
of our favorite foods.  
Thank you, bees!

	1	2	3
	4	5	6
	7	8	

Bees Feed Me • Level D • 3




<div>feed</div>	<div>have</div>	<div>me</div>	<div>not</div>
<div>bees</div>	<div>tiny</div>	<div>job</div>	<div>world</div>

Skill: Alphabetical Order

**Instructions:** Have students cut out the eight words at the bottom of the page and glue them in alphabetical order at the top of the page. Then, have students choose one word and use it in a sentence on the back of this page.



# Reading A-Z



**Red**

**Skill: Nouns**

Author's Purpose

to entertain      to inform      to persuade

The graphic organizer consists of four large, empty hexagonal boxes arranged in a 2x2 grid. These boxes are designed for students to write or draw examples of author's purpose. The page also features four realistic illustrations of bees: one on the left side, one in the center, one on the right side, and one at the bottom center.

Skill: Author's Purpose

**Instructions:** Have students choose and circle the author's purpose. Then, have students write or draw four examples that show the author's purpose from the story in the spaces provided.