

Dear Families,

As you know, Re-Education Services will be closed for 3 weeks and resuming classes on Monday, April 6, 2020, so I have prepared some materials for your children so they can continue to learn from home. This packet includes two weeks of classwork for your children to complete. Please attempt to do what you can with your children and return the packet with your child when he/she returns on Monday April 6, 2020. If you have any questions or concerns, don't hesitate to reach out to through the Remind app or by email at mlerer@re-edserv.com.

I have attached a daily schedule for room 12 just to give you an idea of how our day is run. I will break down each day for you by subject and individual assignment/worksheet. The dates will show for this week: March 16- 20th, no classwork during Spring Break, and then classwork starting March 30- April 3rd.

Attached below is a chart that breaks down what should be completed for each week and for each subject matter. Thank you for your help at home and let me know if you have any questions.


Ms. McKenzie

	Week of March 16-20th	Week of March 30-April 3rd
Monday	Language Arts: Read out loud Carlos Goes to School <ul style="list-style-type: none"> Color picture that begins with H worksheet Math: subtraction worksheet	Language Arts: Read Out Loud Carlos Counts Kittens <ul style="list-style-type: none"> Initial Consonant Cc worksheet Math: Shopping w/Dimes worksheet
Tuesday	Language Arts: Read Out Loud Carlos Goes to School <ul style="list-style-type: none"> Sequencing events worksheet Math: Addition worksheet Social Studies: Leprechaun Language Poem w/4 questions	Language Arts: Read Out Loud Carlos Counts Kittens <ul style="list-style-type: none"> Record problem in complete sentence & draw picture solution Math: Can you find the Quarters worksheet Social Studies: Cut & Paste Label a Leprechaun
Wednesday	Language Arts: Read Out Loud Carlos Goes to School <ul style="list-style-type: none"> Cut out picture cards and categorize Math: cut & paste time to ½ hour worksheet	Language Arts: Read Out Loud Carlos Counts Kittens <ul style="list-style-type: none"> Exclamation mark and 1 complete sentence worksheet Math: Money in the Bank #7 worksheet
Thursday	Language Arts: Read Out Loud Carlos Goes to School Spelling List A-25 (1st grade) Spelling List B-25 (2nd grade): your choice of worksheet/s Math: write the times to the hour worksheet Science: Nature Scavenger Hunt- Have Fun Outside!!	Language Arts: Read Out Loud Carlos Counts Kittens Math: Present Math worksheet #1 worksheet Spelling List A-26 (1st grade) Spelling List B-26(2nd grade): your choice of worksheet/s Science: Spring – Draw & color a Springtime picture and write 1 complete sentence on lined paper provided that describes your picture.
Friday	Language Arts: Read Out Loud Carlos Goes to School Spelling List A-25 (1st grade) Spelling List B-25 (2nd grade): your choice of worksheet/s Math: write the times to the ½ hour worksheet	Language Arts: Read Out Loud Carlos Counts Kittens Spelling List A-26 (1st grade) Spelling List B-26(2nd grade): your choice of worksheet/s Math: Present math #2 worksheet

Daily Schedule

	Monday	Tuesday	Wednesday	Thursday	Friday
7:50 – 8:00	Arrival	Arrival	Arrival	Arrival	Arrival
8:00 – 8:15	Breakfast/Go Noodle	Breakfast/Go Noodle	Breakfast/Go Noodle	Breakfast/Go Noodle	Breakfast/Go Noodle
8:15 – 8:45	Morning Meeting Nathan (8:30 w/Ms. Molly) Bryan (9:00 w/Ms. Molly)	Morning Meeting Ms. Jen - (8:30) self – regulation skills	Morning Meeting	Morning Meeting	Morning Meeting
8:45 – 9:30	Language Arts (Group Lesson)	Language Arts (Group Lesson)	Language Arts (Group Lesson)	Language Arts (Group Lesson)	Language Arts (Group Lesson)
9:30 – 9:45	Bathroom/snack	Bathroom/snack	Bathroom/snack	Bathroom/snack	Bathroom/snack
9:45-10:00	Read-A-Loud	Read-A-Loud	Read-A-Loud	Read-A-Loud	Read-A-Loud
10:00-10:30	Language Arts (You Choose) Tech, listen to reading, handwriting	Language Arts (You Choose) Tech, listen to reading, handwriting Ms. Beth- (Music 10:15-10:45) in Music room	Computer (Classroom)	Language Arts (You Choose) Tech, listen to reading, handwriting	Language Arts (You Choose) Tech, listen to reading, handwriting
10:30 – 11:00	Gym	Math (Group Lesson and Technology)	Language Arts (You Choose) Tech, listen to reading, handwriting	Math (Group Lesson and Technology)	Cooking
11:00-11:45	Math (Group Lesson and Technology)	Social Studies	Math (Group Lesson and Technology)	Library (15 min) Science (30 min)	Art
11:45-12:15	Lunch	Lunch Ms. Tracey – therapy w/Alex	Lunch	Lunch	Lunch Ms. Tracey – therapy w/Alex
12:15-12:45	Recess	Recess Ms.Beth/Ms.Jen 12:30 - 1 with Nathan in OT room	Recess	Recess	Recess
12:45-1:15	Group w/Ms. Jen & Ms. Molly	Social Skills	Social Skills	Social Skills	Social Skills
1:15-1:30	Jobs/Pack-up	Jobs/Pack-up	Jobs/Pack-up	Jobs/Pack-up	Jobs/Pack-up
1:30 - 2:00	Choice	Choice	Choice	Choice	Choice

Reading A-Z




A Reading A-Z Level A Leveled Book • Word Count: 40

Carlos Goes to School


LEVELED BOOK • A

Carlos Goes to School




Written by Lorena F. Di Bello • Illustrated by Angela Kamstra-Jacobson

I get my ride.



Carlos Goes to School



Written by Lorena F. Di Bello
 Illustrated by Angela Kamstra-Jacobson

www.readinga-z.com

I get my hug.



Carlos Goes to School
 Level A Leveled Book
 © Learning A-Z
 Written by Lorena F. Di Bello
 Illustrations by Angela Kamstra-Jacobson



All rights reserved.

www.readinga-z.com

Correlation



LEVEL A	
Fountas & Pinnell	A
Reading Recovery	1
DRA	A-1

I get my lunch.





I get my backpack.

I get my sister.





I get my pencils.

I get my sweater.



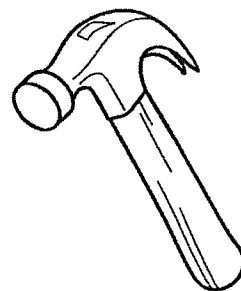


I get my ruler.

I get my crayons.






I get my eraser.

Name _____



CARLOS GOES TO SCHOOL • LEVEL A • 2

Hh hug



SKILL: INITIAL CONSONANT Hh

Instructions: Have students color the pictures that have *h* as the first letter.

Name _____

1	2	3
4	5	6
7	8	9

CARLOS GOES TO SCHOOL • LEVEL A • 1

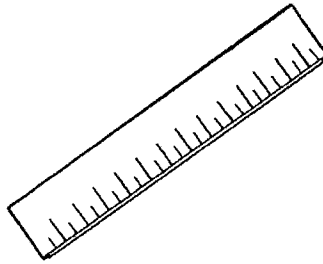
SKILL: SEQUENCE EVENTS

Instructions: Have students write or draw the things Carlos gets before going to school in the order he got them.

Name _____




dog




ruler



umbrella



crayon




sweater




sister




lunch



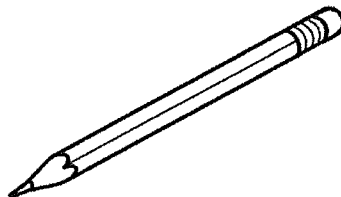
hug




ride



chair



pencil




picture

Instructions: Have students cut out the picture cards and sort them according to things that will fit in a backpack and things that will not fit in a backpack. Then have them sort the items into other groups of their choosing and tell what the groups are.



Carlos Counts Kittens


A Reading A-Z Level A Leveled Book • Word Count: 33




Reading a-z

Visit www.readinga-z.com for thousands of books and materials.


Written by Lorena F. Di Bello
Illustrated by Angela Kamstra-Jacobson
www.readinga-z.com



Carlos Counts Kittens





Correlation		
LEVEL A	Fountas & Pinnell	A
	Reading Recovery	1
	DRA	A-1





Three horizontal lines for handwriting practice: a solid top line, a dashed middle line, and a solid bottom line.

Carlos has one kitten.




Carlos has too many kittens!

Carlos has two kittens.





Carlos has seven kittens.

Carlos has three kittens.



Carlos has six kittens.

Carlos has four kittens.




Carlos has five kittens.



Carlos Goes to School


A Reading A-Z Level A Leveled Book • Word Count: 40




Reading A-Z

Visit www.readinga-z.com for thousands of books and materials.

Written by Lorena F. Di Bello
Illustrated by Angela Kamstra-Jacobson




Carlos Goes to School





I get my ride.

Correlation	
LEVEL A	
Fountas & Pinnell	A
Reading Recovery	1
DRA	A-1





I get my hug.

I get my backpack.





I get my lunch.

I get my pencils.





I get my sister.

I get my ruler.



I get my sweater.

I get my eraser.




I get my crayons.

Name _____



Cc



Instructions: Name the pictures with students. Have them write the upper- and lowercase Cc under each picture that begins with the /k/ sound.

Name _____

Problem

Solution

Instructions: Have students record the problem and possible solutions in word and pictures.


Name _____

① Oh no, too many kittens _____

② Look at the kitten _____

③ I love kittens _____

My sentence: _____



Instructions: Read the sentences aloud with students. Have students place an exclamation mark at the end of each sentence. Then, have students write their own sentence.

Skill: Exclamation Marks

Name: _____



Leprechaun Language

by Alice Knisley Matthias

I couldn't believe what I stumbled upon,
There he was before me- a real leprechaun.
He said "I just woke from my long morning nap,"
Stretching his arms, he fixed his giant black cap.
"I didn't see you there when I first woke up,
I'm making some tea now, would you like a cup?"
He had bright blue eyes and a rather long nose
With emerald green shoes that turned up at the toes
We chatted together while drinking our tea
Just the two of us- the leprechaun and me
He said "You know that soon it's St. Patrick's Day?
I'll share with you, friend, something the Irish say.
They have a saying that is oh, so clever,
Erin Go Bragh means Ireland forever!"

Name: _____

Leprechaun Language

by Alice Knisley Matthias



1. What did the leprechaun do right after he woke up?

- a. stretched his legs
- b. made some tea
- c. sang a song
- d. danced a jig

2. What does the Irish phrase "Erin Go Bragh" mean?

3. Which piece of information is **not** mentioned in the poem?

- a. The leprechaun has blue eyes.
- b. The leprechaun had a green hat.
- c. The leprechaun had emerald shoes.
- d. The leprechaun had a long nose.

4. Which word best describes the leprechaun in this poem?

clever


sneaky

friendly

Tell why you chose this word. _____

Challenge:

On a separate sheet of lined paper, write your own poem about a leprechaun. Draw an illustration to go along with your poem.



shamrock | beard | candy | bow tie



Liam Leprechaun | vest | shoes | hat




Spring

Drawing Fun

Draw a springtime picture.

It can be kites, flowers, baby animals or anything that makes you think of spring.



Handwriting practice lines (solid top and bottom lines with a dashed middle line).

Handwriting practice lines (solid top and bottom lines with a dashed middle line).

Handwriting practice lines (solid top and bottom lines with a dashed middle line).

Handwriting practice lines (solid top and bottom lines with a dashed middle line).

Nature Scavenger Hunt:

- A rock
- Acorn
- Something fuzzy
- Something rough
- Something straight
- 3 types of leaves
- 2 pieces of litter
- Something that makes noise
- Pinecone
- Chewed leaf
- 2 different seeds
- A chirping bird
- A feather
- A stick shaped like a feather
- Something green
- Something yellow
- A piece of mulch

Name: _____

Basic Subtraction
(Minuends up to 20)

Subtract

$$\begin{array}{r} 13 \\ - 5 \\ \hline \end{array}$$

$$\begin{array}{r} 11 \\ - 9 \\ \hline \end{array}$$

$$\begin{array}{r} 14 \\ - 4 \\ \hline \end{array}$$

$$\begin{array}{r} 9 \\ - 6 \\ \hline \end{array}$$

$$\begin{array}{r} 14 \\ - 9 \\ \hline \end{array}$$

$$\begin{array}{r} 5 \\ - 4 \\ \hline \end{array}$$

$$\begin{array}{r} 19 \\ - 9 \\ \hline \end{array}$$

$$\begin{array}{r} 13 \\ - 10 \\ \hline \end{array}$$

$$\begin{array}{r} 16 \\ - 8 \\ \hline \end{array}$$

$$\begin{array}{r} 7 \\ - 2 \\ \hline \end{array}$$

$$\begin{array}{r} 11 \\ - 2 \\ \hline \end{array}$$

$$\begin{array}{r} 18 \\ - 10 \\ \hline \end{array}$$

$$\begin{array}{r} 12 \\ - 6 \\ \hline \end{array}$$

$$\begin{array}{r} 6 \\ - 3 \\ \hline \end{array}$$



$$11 - 5 = \underline{\quad}$$

$$15 - 6 = \underline{\quad}$$

$$20 - 10 = \underline{\quad}$$

$$14 - 7 = \underline{\quad}$$

$$16 - 7 = \underline{\quad}$$

$$12 - 9 = \underline{\quad}$$

Name: _____

Addition (Sums to 20)

Addition

$$\begin{array}{r} 7 \\ + 6 \\ \hline \end{array}$$

$$\begin{array}{r} 5 \\ + 6 \\ \hline \end{array}$$

$$\begin{array}{r} 10 \\ + 3 \\ \hline \end{array}$$

$$\begin{array}{r} 9 \\ + 2 \\ \hline \end{array}$$

$$\begin{array}{r} 6 \\ + 4 \\ \hline \end{array}$$

$$\begin{array}{r} 6 \\ + 6 \\ \hline \end{array}$$

$$\begin{array}{r} 10 \\ + 9 \\ \hline \end{array}$$

$$\begin{array}{r} 5 \\ + 5 \\ \hline \end{array}$$

$$\begin{array}{r} 8 \\ + 4 \\ \hline \end{array}$$



$$\begin{array}{r} 5 \\ + 8 \\ \hline \end{array}$$

$$\begin{array}{r} 4 \\ + 9 \\ \hline \end{array}$$

$$\begin{array}{r} 3 \\ + 5 \\ \hline \end{array}$$

$$\begin{array}{r} 10 \\ + 4 \\ \hline \end{array}$$

$$\begin{array}{r} 8 \\ + 6 \\ \hline \end{array}$$



$$2 + 8 = \underline{\quad}$$

$$8 + 7 = \underline{\quad}$$

$$10 + 6 = \underline{\quad}$$

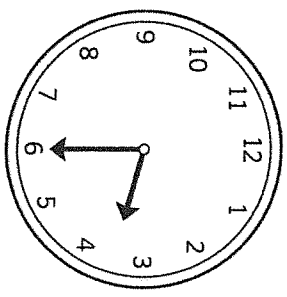
$$3 + 6 = \underline{\quad}$$

$$7 + 4 = \underline{\quad}$$

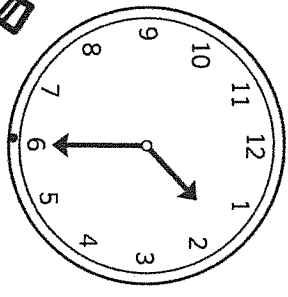
$$9 + 8 = \underline{\quad}$$

Name _____

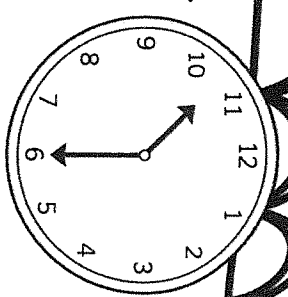
Write the times.



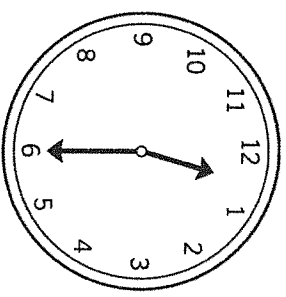
____ : ____



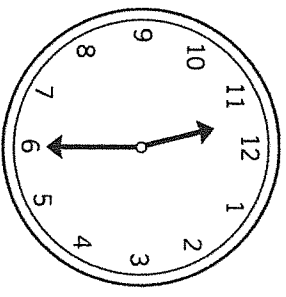
____ : ____




____ : ____



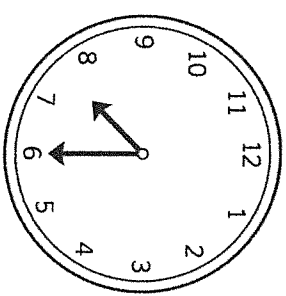
____ : ____



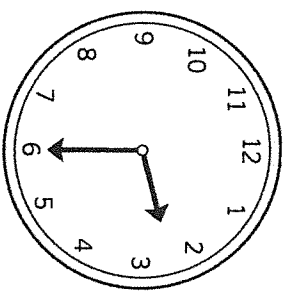
____ : ____




____ : ____



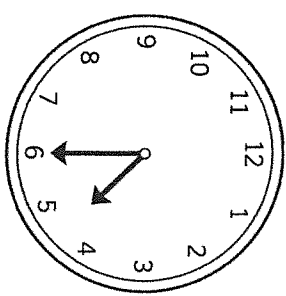
____ : ____




____ : ____



____ : ____

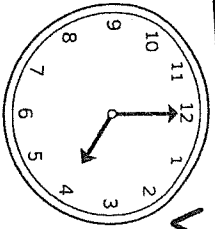


____ : ____




Name _____

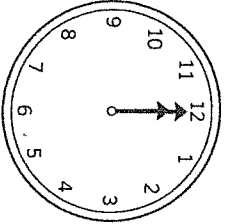
Write the times.



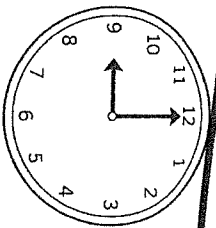
____ : ____



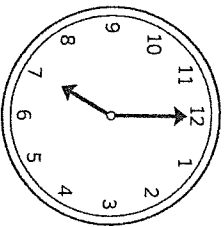
____ : ____



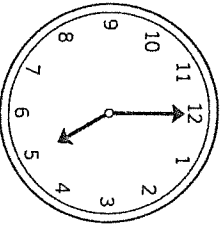
____ : ____



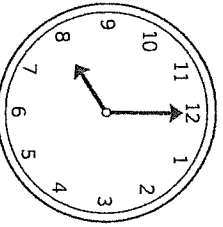
____ : ____



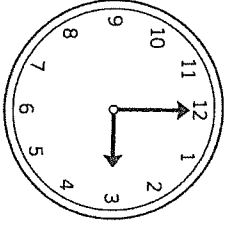
____ : ____



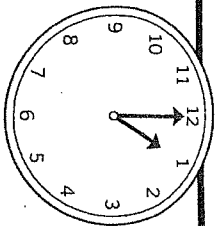
____ : ____



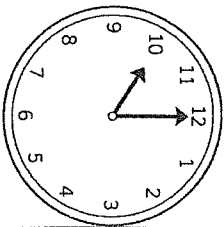
____ : ____



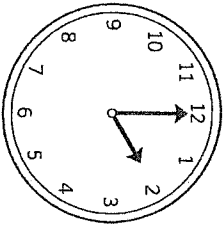
____ : ____



____ : ____




____ : ____



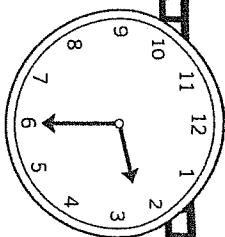
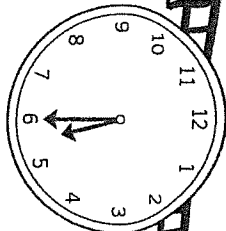

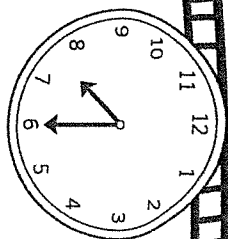
____ : ____

Time to the hour



Name _____

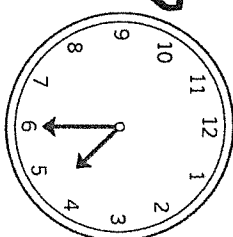
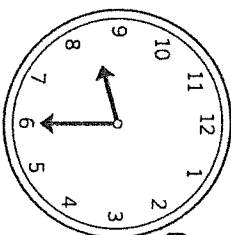

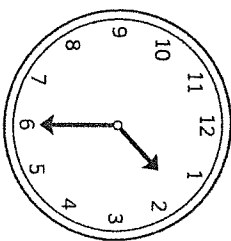
Time to the half-hour



Blank rectangular box for writing.

Blank rectangular box for writing.

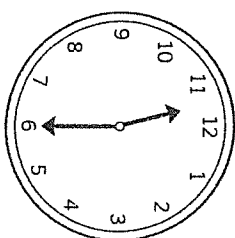
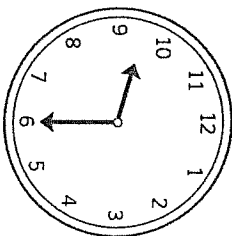

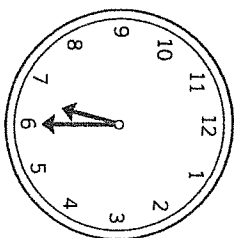
Blank rectangular box for writing.



Blank rectangular box for writing.

Blank rectangular box for writing.

Blank rectangular box for writing.



Blank rectangular box for writing.

Blank rectangular box for writing.

Blank rectangular box for writing.



Cut and glue

8:30

6:30

2:30

7:30

11:30

1:30




4:30

5:30

9:30

Shopping with Dimes


How many dimes do you need to buy each piece of fruit?
Draw a line to match the dimes to the fruit.



Circle the fruit that costs the least. Underline the fruit that costs the most.

Can You Find the Quarters?

This coin  is called a **QUARTER**. Circle all of the **QUARTERS** in this picture.





How many **QUARTERS** did you find? Write the number below.

Money in the Bank

Deposit the coins below by drawing an arrow from each coin to the piggy bank showing its amount.

#7



1st Grade Present Math

COUNTING COINS

Circle the coins you need to equal the number on the present.



=



=



=



1st Grade Present Math

Circle the coins you need to equal
the number on the present.

COUNTING COINS



=



=



=



Spelling List B-25

/ü/

Spelling Words

1. suit
2. fruit
3. glue
4. blue
5. true
6. new
7. drew
8. flew
9. cube
10. rule



❖ Review Words ❖ (from Unit B-23)

11. draw
12. fault
13. tall

★ Star Words ★

14. juice
15. screw

About Your Spelling Words

The /ü/ sound can be spelled a few different ways.

- with the letters ew, as in grew
- with the letters ue, as in fuel
- with the letter u and a silent e ending, as in tube

- Can you find six spelling words from this week's list that end with the /ü/ sound?
- The /ü/ sound can also be spelled with the letters oo. Can you think of a word with oo that makes this sound?

Name: _____

Spelling



suit	fruit	glue	blue	true
new	drew	flew	cube	rule

1. I need a _____ pen. Mine is out of ink.
2. Adam _____ a picture for his mom.
3. Mr. Jung wore a _____ to the office.
4. Kiera added an ice _____ to her water.
5. Watermelon is Dora's favorite _____.
6. The plane _____ from Arizona to Hawaii.
7. Max needs _____ for his model airplane.
8. Miss Dee has a "No Cell Phones" _____ in her class.
9. Ankur likes the color _____.
10. The movie is based on a _____ story.

Name: _____

Spelling List B-25

Scrambled Sentences



Unscramble the sentences.

1. wearing suit. a Jay is new

2. juice. to I drink fruit like

3. a tall Olivia drew giraffe.

4. on Put the some paper. glue

Name: _____

Spelling Words

List B-25: /ü/



Write each spelling word twice.

1. suit

2. fruit

3. glue

4. blue

5. true

6. new

7. drew

8. flew

9. cube

10. rule

❖ **Review Words** ❖
(from Unit B-23)

11. draw

12. fault

13. tall

★ **Star Words** ★


14. juice

15. screw

Name: _____

List B-25

Spelling Word Search



Find your spelling words in the puzzle. Words are hidden → and ↓.

Spelling Words		Review Words (from B-23)
SUIT	NEW	DRAW
FRUIT	DREW	FAULT
GLUE	FLEW	TALL
BLUE	CUBE	Star Words
TRUE	RULE	JUICE
		SCREW



Spelling List B-26

/oi/

Spelling Words

1. boy
2. enjoy
3. annoy
4. toy
5. joy
6. soil
7. oil
8. foil
9. coin
10. join



❖ Review Words ❖ (from Unit B-24)

11. cupcake
12. football
13. maybe

★ Star Words ★

14. voice
15. foyer

About Your Spelling Words

The /oi/ vowel sound can be spelled two different ways.

- with the letters **oy**, as in *boy*
- with the letters **oi**, as in *join*

➤ Try some tongue twisters with the /oy/ sound. Say each set of words below 5 times as fast as you can.


- a. Toy boat
- b. Roy oils old toys.

Name: _____

Spelling Unit B-26

Spelling

boy	enjoy	annoy	toy	joy
soil	oil	foil	coin	join



1. Mr. and Mrs. Renjel have a new baby _____.
2. I bought a jar of olive _____ at the store.
3. Dad covered the leftover food with _____.
4. The dog chewed on his squeaky _____.
5. Liam found a penny and kept it as his lucky _____.
6. The plant grew well in the rich _____.
7. "I'm going to _____ this dinner!" Mr. Diaz told his wife.
8. Shiro wants to _____ the book club at school.
9. Eva was filled with _____ when she found her lost cat.
10. Blake's parents told him not to _____ his sister.

Name: _____

Spelling Words

List B-26: /oi/



Write each spelling word twice.

1. boy

2. enjoy

3. annoy

4. toy

5. joy

6. soil

7. oil

8. foil

9. coin

10. join

❖ **Review Words** ❖
(from Unit B-24)

11. cupcake

12. football

13. maybe

★ **Star Words** ★

14. voice

15. foyer

Name: _____

Spelling List B-26

Scrambled Sentences



Unscramble the sentences.

1. will team. join Colden the

2. lost his coin. The boy silver

3. movie. will Maya enjoy the

4. a voice. pretty Sophia has

Name: _____

Spelling Word Search

S	O	F	E	N	J	O	Y	V	A
E	T	A	O	F	R	E	F	O	S
J	O	Y	C	O	I	N	G	I	L
C	H	I	R	Y	T	O	K	C	H
R	U	S	L	E	A	B	R	E	F
A	O	P	K	R	S	E	A	M	O
S	G	R	C	E	W	G	N	L	I
J	O	I	N	A	R	T	N	A	L
B	L	H	E	R	K	S	O	I	L
O	E	M	A	Y	B	E	Y	Y	E
Y	A	B	Y	S	E	O	T	R	S

Find your spelling words in the puzzle. Words are hidden → and ↓.

Spelling Words		Review Words (from B-24)
BOY	SOIL	CUPCAKE
ENJOY	OIL	FOOTBALL
ANNOY	FOIL	MAYBE
TOY	COIN	Star Words
JOY	JOIN	VOICE
		FOYER

