

Dear Parents/Guardians,

I hope this letter finds you all healthy and well. This time away from direct instruction is difficult for all of us and especially for your student. Please know this is such a unique situation and my team and I are trying our best to create a functional curriculum that your student can complete at home. We are trying our best to offer as many supports as possible. Please let me know if there is something you might need. Do not hesitate to contact me via email at dnorman@re-deserv.com.

I am here to help, and the more we work together the better off we will all be. If you find your student is struggling with something feel free to put it on pause until I have a chance to explain it. This time is already frustrating and difficult, I do not want to add to the burden.

Attached is two different schedules both are a suggestion. I am sure there are routines at home that may make it difficult to do school work. I am hoping the suggested schedule will help with that transition. All work is expected to be done at a student pace, none of this is expected to be finished in one week or one day. Time outside, and time with others is critical, along with clean living practices. If you are missing supplies or need something feel free to reach out. We are here for you.

Because of this occasion, I have opened a google classroom. Resources and material will be updated regularly. It would be great if you can all sign up for this, or give the approval for your student to have an email created. The class code is:

gz6gg5l

Thank you for bearing with me while we all adjust.

Sincerely,
Daisy Norman
Intervention Specialist
Room 25

Daily Criteria:

Students should not work longer than 30-45 minutes at a time on academics. The COVID-19 daily schedule is the suggested schedule.

Vocational:

Please have your student complete three items off of the chore list each day. Evaluate them after they completed the 3 tasks, using the vocational evaluation sheet attached.

Academics:

Please complete with you student. They can pick the activity. Choose between Math, science, social studies and Language arts. There are also functional flashcards attached.

Social-Emotional learning:

Please have your student complete an emotional morning and afternoon check in. This is very important that they are able to recognize how they are feeling and why. It also helps them to recognize what they are most proud of because they can identify what made them happy that day.

Thank you for being flexible during this time as we all adjust. I will be making resources and supports more available as we proceed.

COVID-19 DAILY SCHEDULE

© Jessica McHale Photography

Before 9:00am	Wake up	Eat breakfast, make your bed, get dressed, put PJ's in laundry
9:00-10:00	Morning walk	Family walk with the dog Yoga if it's raining
10:00-11:00	Academic time	NO ELECTRONICS Sudoku books, flash cards, study guide, Journal
11:00-12:00	Creative time	Legos, magnatiles, drawing, crafting, play music, cook or bake, etc
12:00	Lunch	
12:30PM	Chore time	A- wipe all kitchen table and chairs. B - wipe all door handles, light switches, and desk tops. C - Wipe both bathrooms - sinks and toilets
1:00-2:30	Quiet time	Reading, puzzles, nap
2:30-4:00	Academic time	ELECTRONICS OK Ipad games, Prodigy, Educational show
4:00-5:00	Afternoon fresh air	Bikes, Walk the dog, play outside
5:00-6:00	Dinner	
6:00-8:00	Free TV time	Kid showers x3
8:00	Bedtime	All kids
9:00PM	Bedtime	All kids who follow the daily schedule & don't fight

Emotional Check-In

Name: _____ Date: _____

Calm	Surprised	Cranky	Disappointed
Relaxed	Confused	Bored	Hurt
Happy	Concerned	Upset	Sad
Interested	Nervous	Angry	Depressed
Excited	Afraid	Disgusted	

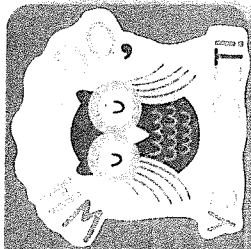
Today, I am feeling _____ because _____

Emotional Check-Out

Name: _____ Date: _____

Calm	Surprised	Cranky	Disappointed
Relaxed	Confused	Bored	Hurt
Happy	Concerned	Upset	Sad
Interested	Nervous	Angry	Depressed
Excited	Afraid	Disgusted	

Today, I am feeling _____ because _____



Feed pets

Put toys away

Put books on bookshelf

Place dirty clothes in hamper

Dusting (with just a duster, no chemicals)

Make bed

Clean bedroom including vacuuming

Set & clear kitchen table

Put dishes in dishwasher

Wipe bathroom counters after use

Vacuum carpets

Organize snacks for lunches

Put laundry away

Sweep walkways

Water plants & gardens

Empty garbages

Wipe door handles and cupboard fronts

<input type="radio"/>	<input type="radio"/>	<input type="radio"/>	<input type="radio"/>	<input type="radio"/>	<input type="radio"/>	<input type="radio"/>	<input type="radio"/>
<input type="radio"/>	<input type="radio"/>	<input type="radio"/>	<input type="radio"/>	<input type="radio"/>	<input type="radio"/>	<input type="radio"/>	<input type="radio"/>

<input type="radio"/>	<input type="radio"/>	<input type="radio"/>	<input type="radio"/>	<input type="radio"/>	<input type="radio"/>	<input type="radio"/>	<input type="radio"/>
<input type="radio"/>	<input type="radio"/>	<input type="radio"/>	<input type="radio"/>	<input type="radio"/>	<input type="radio"/>	<input type="radio"/>	<input type="radio"/>

<input type="radio"/>	<input type="radio"/>	<input type="radio"/>	<input type="radio"/>	<input type="radio"/>	<input type="radio"/>	<input type="radio"/>	<input type="radio"/>
<input type="radio"/>	<input type="radio"/>	<input type="radio"/>	<input type="radio"/>	<input type="radio"/>	<input type="radio"/>	<input type="radio"/>	<input type="radio"/>

<input type="radio"/>	<input type="radio"/>	<input type="radio"/>	<input type="radio"/>	<input type="radio"/>	<input type="radio"/>	<input type="radio"/>	<input type="radio"/>
<input type="radio"/>	<input type="radio"/>	<input type="radio"/>	<input type="radio"/>	<input type="radio"/>	<input type="radio"/>	<input type="radio"/>	<input type="radio"/>

<input type="radio"/>	<input type="radio"/>	<input type="radio"/>	<input type="radio"/>	<input type="radio"/>	<input type="radio"/>	<input type="radio"/>	<input type="radio"/>
-----------------------	-----------------------	-----------------------	-----------------------	-----------------------	-----------------------	-----------------------	-----------------------

Vocational Evaluation

Name: _____ Date: _____ Location/Description: _____

Vocational Expectations	5	4	3	2	1	Comments
1. Appropriate Words/Actions						
2. Follow Directions						
3. Maintain Focus on Task						
4. Prompting: Level of Verbal						
5. Prompting: Level of Visual						
6. Attention to Job Directions						
7. Appropriate Clothing						
8. Level of Hygiene						
9. Response to Corrections						
10. Appropriate Conversations						
11. Respectful Interactions – All						
12. Problem Solving Strategies						
13. Completion of Work Session						
14. Advocate Appropriately						
15. Adaptability						
16. Seeking Help when necessary						
17. Level of Complaining						
18. Appropriate Body Language						
19. Appropriate Pacing –Work Speed						
20. Appropriate Responses to Challenges						
TOTALS						

Commute: _____



Scavenger Hunt

Plant Life

Fact Card

1

Giant Redwood trees in California are the tallest trees in the world. They can grow to be over 112 meters (370 feet) tall.




Scavenger Hunt

Plant Life

Fact Card

2



Bristlecone Pine trees are the oldest trees in the world. One Bristlecone Pine tree in California is over 4,700 years old!

Scavenger Hunt

Plant Life

Fact Card

3

Chlorophyll is the substance in plants that makes the leaves green. Plants use chlorophyll to make food and oxygen.



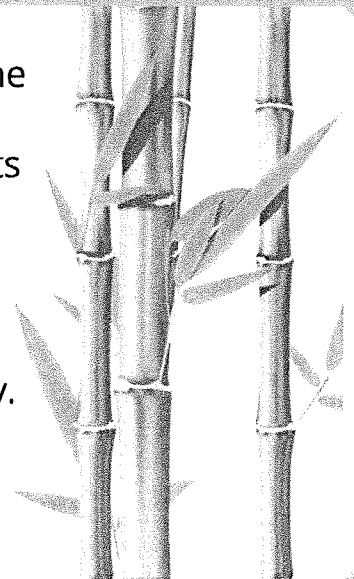
Scavenger Hunt

Plant Life

Fact Card

4

Bamboo is one of the fastest growing plants in the world. It can grow over 1 meter (about 3 feet) in a single day.





Scavenger Hunt

Plant Life

Fact Card

5



A Venus flytrap is one of the only plants that can eat animals! When a fly or other small animal lands on its mouth, the Venus flytrap snaps shut and eats it! Venus flytraps can eat flies, beetles, butterflies, caterpillars, and even frogs!

Scavenger Hunt

Plant Life

Fact Card

6

Plants are able to make their own food in their leaves. The type of food they make is sugar.



Scavenger Hunt

Plant Life

Fact Card

7

A plant uses its roots to soak up vitamins and minerals. It also stores food in its roots.



Scavenger Hunt

Plant Life

Fact Card

8

There are about 800 kernels on an ear of corn. Each kernel is a seed that can produce a new corn plant.






Scavenger Hunt

Plant Life

Fact Card

9

Bananas grow on tall plants, not trees. They are the largest plants in the world that do not have wooden stems.




Scavenger Hunt

Plant Life

Fact Card

10

Cactus stems are usually very thick, because they store water inside. Cactus roots are usually very long, so they can find water over a large area.



Scavenger Hunt

Plant Life

Fact Card

11

A sunflower will always point towards the sun. It will even move as the sun moves across the sky!




Scavenger Hunt

Plant Life

Fact Card

12



Flowers produce seeds for a plant. Seeds usually appear in the center of a flower, when the flower's petals fall off.



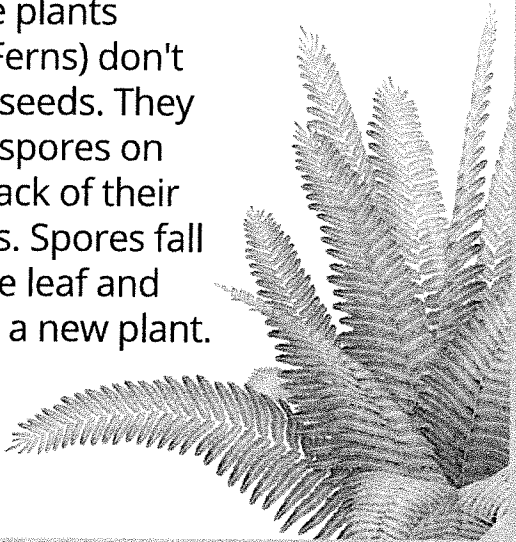
Scavenger Hunt

Plant Life

Fact Card

13

Some plants (like Ferns) don't have seeds. They have spores on the back of their leaves. Spores fall off the leaf and make a new plant.



Scavenger Hunt

Plant Life

Fact Card

14



There are over 375,000 known species of plants on Earth.

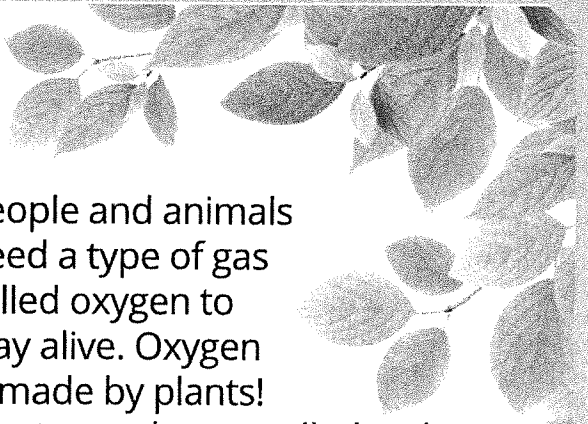
Scavenger Hunt

Plant Life

Fact Card

15

People and animals need a type of gas called oxygen to stay alive. Oxygen is made by plants! Plants need a gas called carbon dioxide (made by people and animals) to stay alive.



Scavenger Hunt

Plant Life

Fact Card

16



The coconut is the largest seed in the world.




Scavenger Hunt

Plant Life

Fact Card

17




Strawberries are the only fruits with the seeds on the outside.

Scavenger Hunt

Plant Life

Fact Card

18



Wild fig trees in South Africa have roots that are almost 120 meters (about 400 feet) deep in the ground.

Name _____

- 1) What type of tree is the tallest tree in the world?
A) The Giant Red tree B) The Buckeye tree
C) The Oak tree D) The Palm tree
- 2) What type of tree is the oldest in the world?
A) Apple tree B) Coconut tree
C) Bristlecone pine D) Giant red tree
- 3) What is the name of the substance that makes plants green?
A) Water B) sunshine
C) Alge D) chlorophyll
- 4) Which type of plant can grow over one meter in a single day?
A) bamboo B) aloe
C) tomato D) fern
- 5) Circle four things a Venus flytrap might eat.
A) flies, beetles B) butterflies, caterpillars
C) lady bugs, flowers D) grass, ants
- 6) Do plants make food in their stems, flowers, roots or leaves?
A) stems B) flowers
C) roots D) leaves
- 7) Circle two things a plant needs roots for.
A) soak up vitamins and minerals B) to look bigger C) store food D) to be stronger

- 8) About how many kernels are on an ear of corn?
- A) 400 B) 600
- C) 200 D) 800
- 9) What is the largest type of plant in the world that does not have a wooden stem?
- A) fern B) aloe C) banana D) bamboo
- 10) Why are cactus stems usually very thick?
- A) stems store water B) stems hold the plant
- C) stems produce food D) stems absorb sunlight
- 11) In which direction do sunflowers point?
- A) away from the sun B) towards the shade
- C) towards the sun D) away from the wind
- 12) What do flowers produce?
- A) pollen B) air C) seeds D) honey
- 13) What do ferns have instead of seeds?
- A) thorns B) spores
- C) flowers D) bumps
- 14) How many species of plants exist on earth?
- A) 1 million B) 375,000
- C) 150 D) 900
- 15) What type of gas do animals and people need to stay alive?
- A) carbon dioxide B) sun light
- C) water D) oxygen

16) What is the largest type of seed in the world?

- A) pumpkin B) coconut
- C) apple D) banana

17) How are strawberry seeds unique?


- A) seeds are on the leaves B) strawberries don't have seeds
- C) the seeds are on the inside D) the seeds are on the outside

18) What African tree species has roots that are 120 meters deep?

- A) wild fig trees B) marula
- C) sausage tree D) desert date


Work to Earn Money

Level C




by Amy Bihn


Illustrated by Katie Zolnowski




Cale can work to earn money.




**Michelle wants colored pencils.
She needs to earn money.**




**Michelle has money now.
She can buy the colored pencils.**




Carla can work to earn money.



Ned wants a video game.
He needs to earn money.




**Ned has money now.
He can buy the video game.**




The End

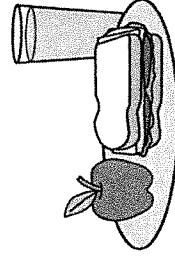
1. What does Cale want to do ?



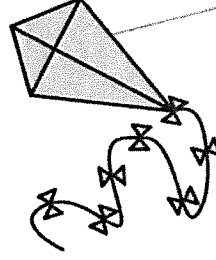
buy
basketball



eat lunch



fly kite




2. What does Michelle need to buy colored pencils ?

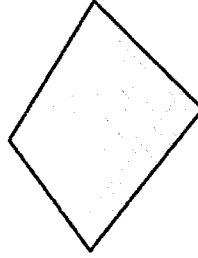


?

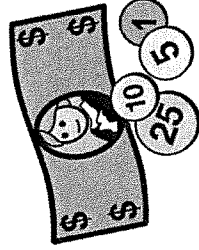
tickets



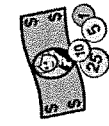

paper




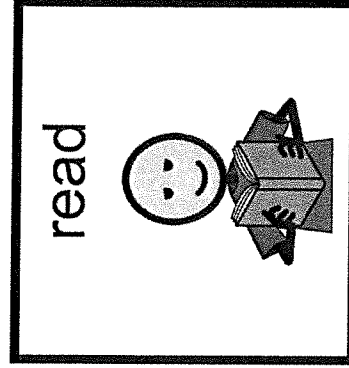

money



3. What can Carla do to earn money ?




?




4. What kind of work does Carla do ?




play ball



wash dishes



pick up sticks



5. What is one way we can get money ?




—

1

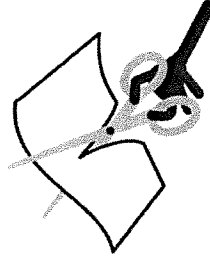


?


earn it



cut it



lose it



NAME:



DATE:

CUT, MATCH, PASTE & TRACE #1

Directions: Cut out the word icons. Paste them next to the correct word. Trace the word to practice writing and spelling.

1.		hot
2.		cloudy
3.		windy
4.		rainy
5.		stormy
6.		cool
7.		freezing
8.		sunny
9.		clear
10.		leafy

Weather Word Wall Word Work © 2020 Ayodele Jones of Noodle Nook



NAME:

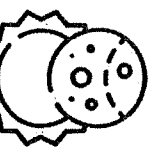

DATE:

CUT, MATCH, PASTE & TRACE #2

Directions: Cut out the word icons. Paste them next to the correct word. Trace the word to practice writing and spelling.

1.		hot
2.		rain
3.		home
4.		water
5.		sun
6.		fire
7.		cloud
8.		house
9.		snow
10.		moon

Weather Word Work © 2020 Ayodele Jones at Noodle Nook




NAME:


DATE:

CUT, MATCH & PASTE #1

Directions: Cut out the words below. Paste them on the matching image.



Weather Word Wall-Word Work © 2020 Ayodele Jones at Noodle Nook




NAME:


DATE:

CUT, MATCH & PASTE #2

Directions: Cut out the words below. Paste them on the matching image.



Weather Word Wall-Word Work © 2020 Ayodele Jones at Noodle Nook




NAME:


DATE:

CUT, MATCH & PASTE #3

Directions: Cut out the words below. Paste them on the matching image.



Weather Word Wall-Word Work © 2020 Ayodele Jones at Noodle Nook




NAME:

DATE:

CUT, MATCH & PASTE #1

Directions: Cut out the words below. Paste them on the matching image.



Weather Word Wall-Word Work © 2020 Ayodale Jones at Noodle Nook

hot

windy

sunny

rainy

cloudy

snowy

weather


cold

NAME:

DATE:

CUT, MATCH & PASTE #2

Directions: Cut out the words below. Paste them on the matching image.



Weather Word Wall-Word Work © 2020 Ayodele Jones at Noodle Nook


rainbow	eclipse	windy	wildfire
weather	stormy	flood	autumn

NAME:

DATE:

CUT, MATCH & PASTE #3

Directions: Cut out the words below. Paste them on the matching image.



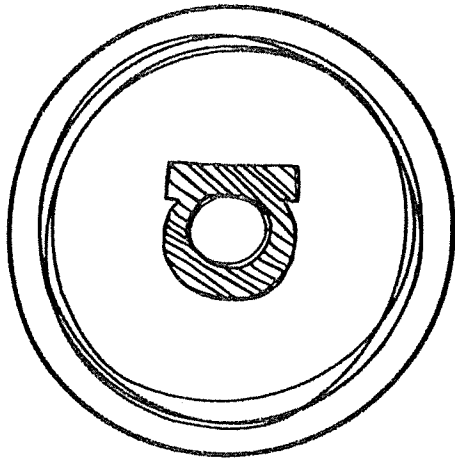
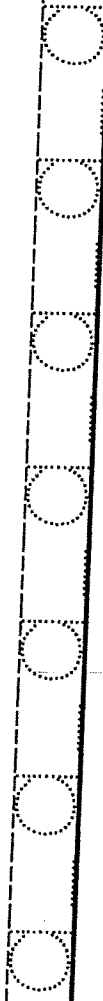
Weather Word Wall-Word Work © 2020 Ayodele Jones at Noodle Nook

wildfire tornado eclipse drought


tsunami blizzard avalanche hurricane

Let's Learn The word:

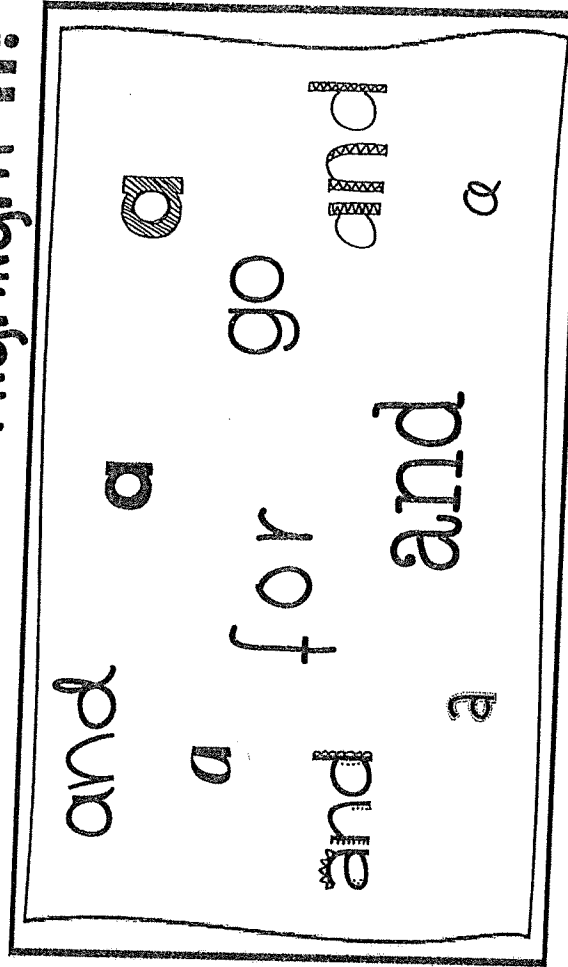
Trace & Write



Decorate it!

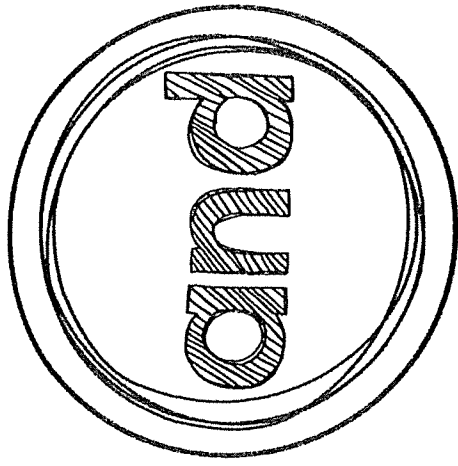


Highlight it!



Let's Learn The Word:

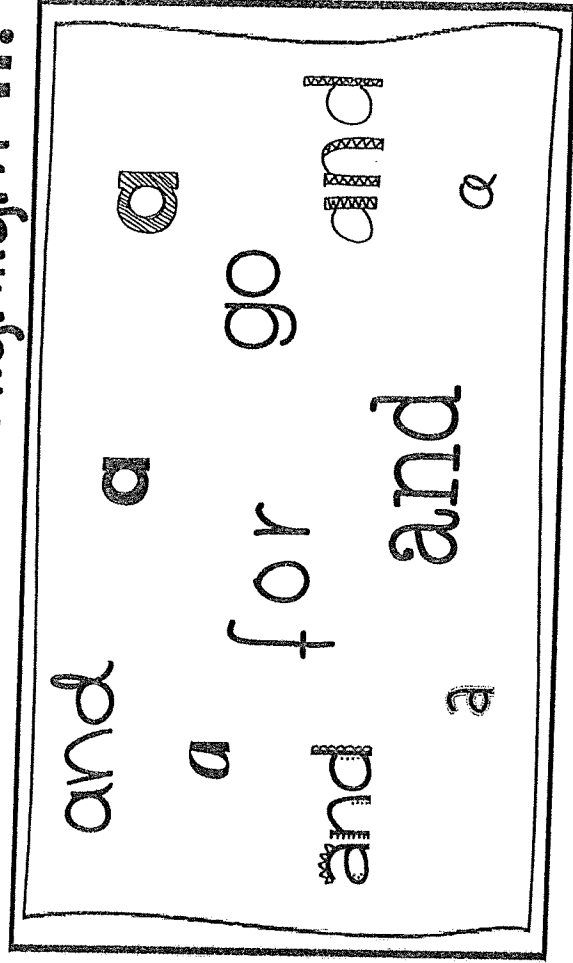

Trace & Write



and and and

Highlight it!

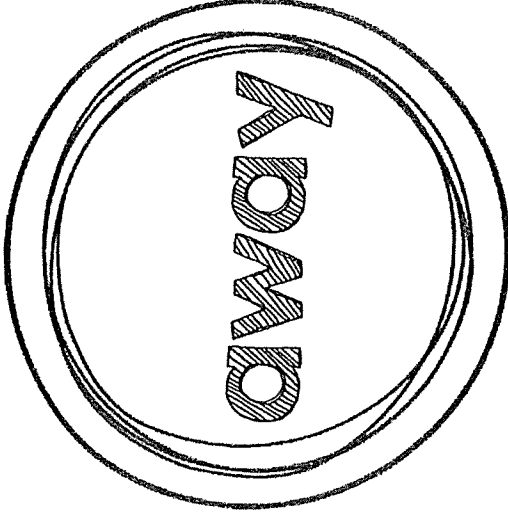
Decorate it!



Let's Learn The Word:


Trace & Write

away away



Highlight it!

Decorate it!

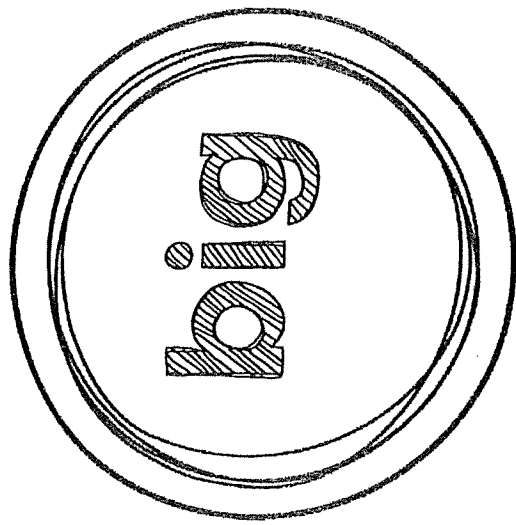


away that buy
too away all
down find away
play

Let's Learn The Word:


Trace & Write

big big big big



Highlight it!

Decorate it!

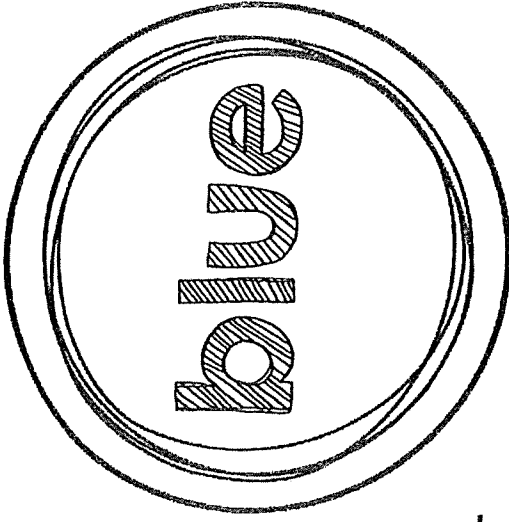


big find big
all old big her
big five they

Let's Learn The Word:


Trace & Write

blue blue blue



Highlight it!

Decorate it!




blue blue saw
both old like blue
put blue into
blue

Let's Learn The Word:


Trace & Write

can can can



Highlight it!

Decorate it!




been soon can
can this can
stop her cold
can

Let's Learn The Word:


Trace & Write

come come



Highlight it!

Decorate it!

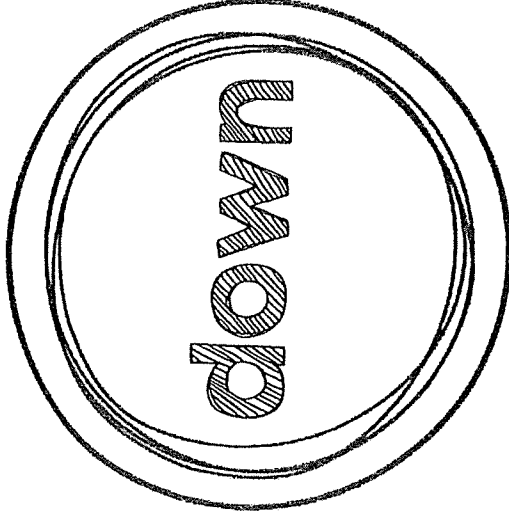


come the come
said walk good so
come come them
can

Let's Learn The Word:


Trace & Write

down down



Highlight it!

Decorate it!

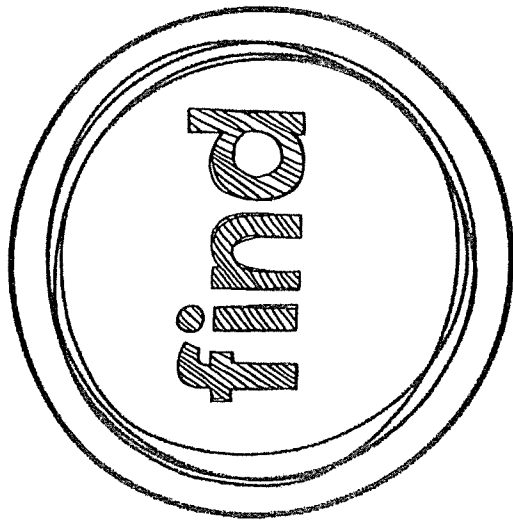


down that buy
too down all
down find them
play

Let's Learn The Word:


Trace & Write

find find find



Highlight it!

Decorate it!




down find run
find red find
some find
best

Let's Learn The Word:


Trace & Write

for for for



Highlight it!

Decorate it!




for eat for
open now
she like
run for

Let's Learn The Word:


Trace & Write

go go go go go go



Highlight it!

Decorate it!

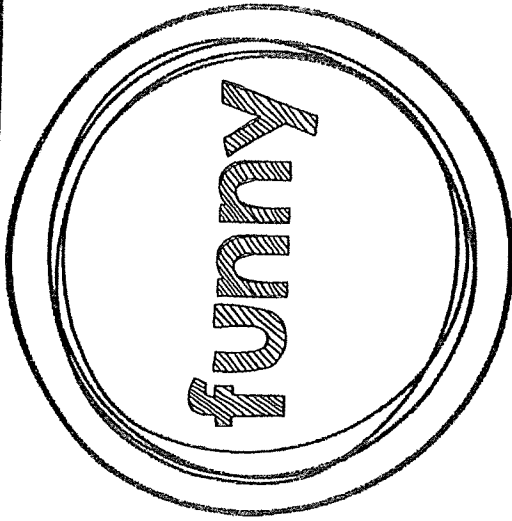


go say this
for blue go go
go want go four

Let's Learn The Word:


Trace & Write

funny funny



Highlight it!

Decorate it!

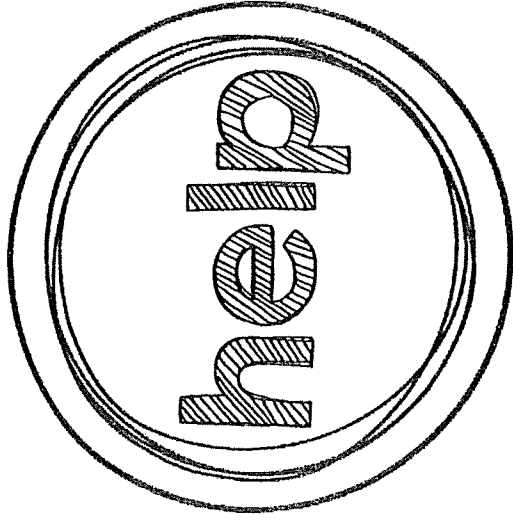


of funny may
funny for now
fast funny not
funny its

Let's Learn The word:


Trace & Write

help



Highlight it!

Decorate it!

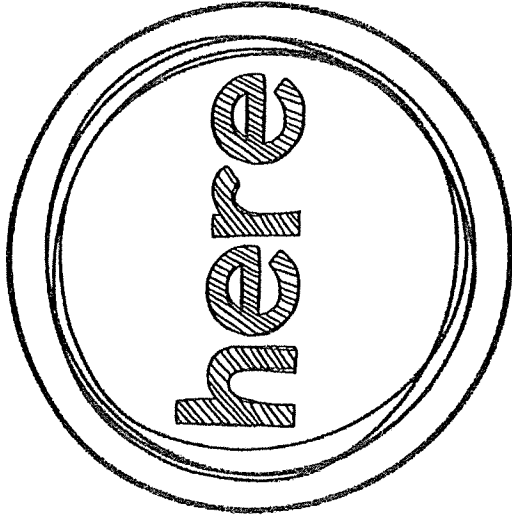


ate gave help
best + then well
help help help
for every


Let's Learn The Word:

Trace & Write

here here



Highlight it!

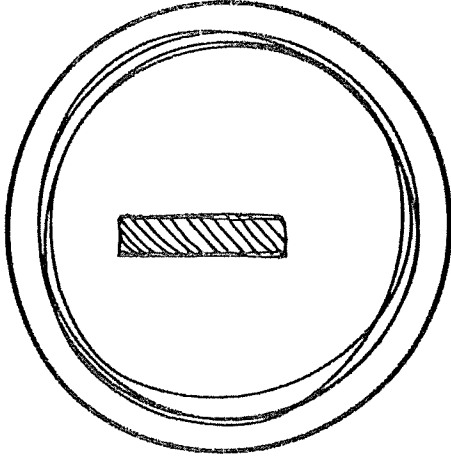


Decorate it!

here here who
where when here
with help
here jump here

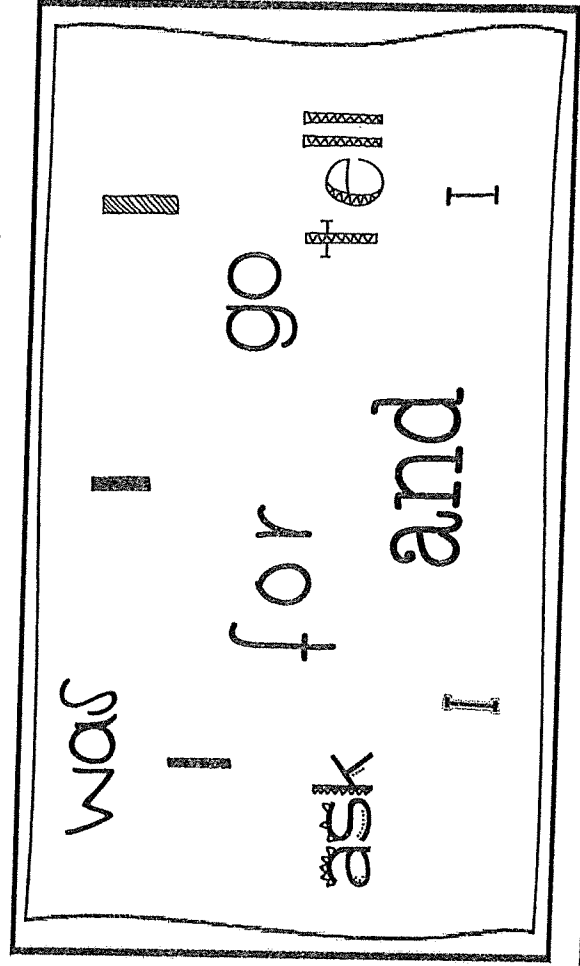

Let's Learn The Word:

Trace & Write




Highlight it!

Decorate it!



Let's Learn The Word:


Trace & Write



in in in in in in in in

Highlight it!


Decorate it!



in say this
for blue in four
want in

Let's Learn The Word:


Trace & Write



is is is is is is

Highlight it!


Decorate it!




is two say them
s y e s is
is does went

Let's Learn The Word:

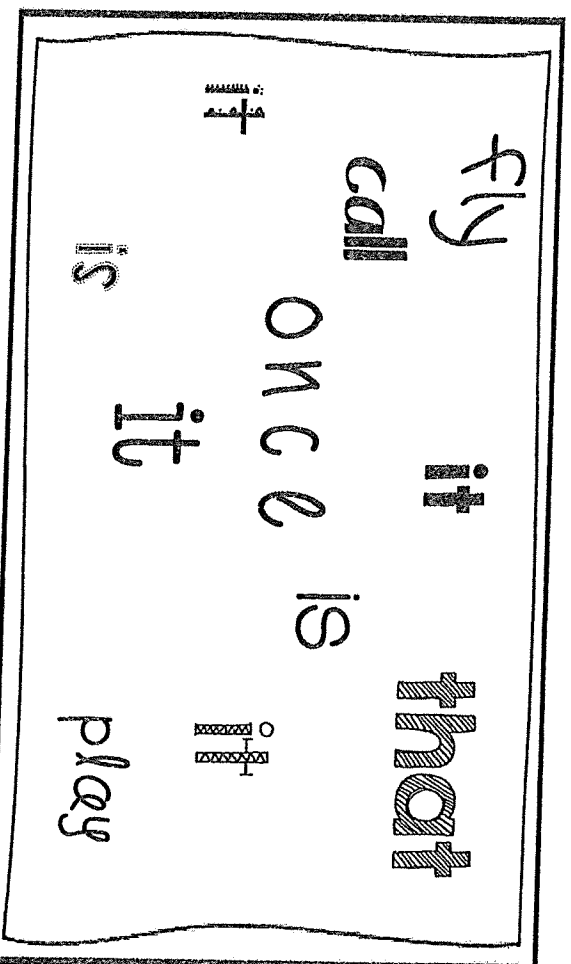
Trace & Write



Decorative



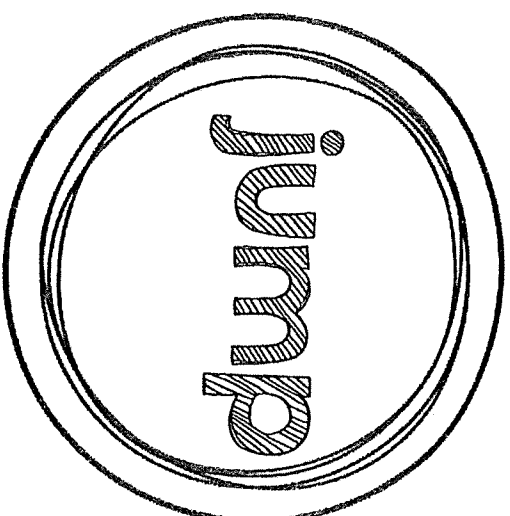
Highlight




Let's Learn The Word:

Trace & Write

jump jump



Decorate it!



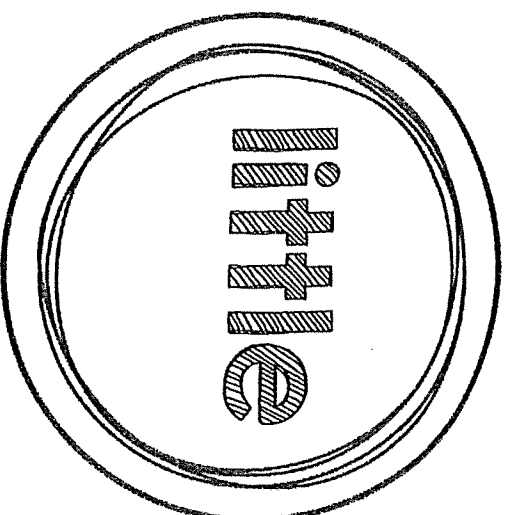
Highlight it!

jump here jump
where when here
jump here jump here


Let's Learn The Word:

Trace & Write

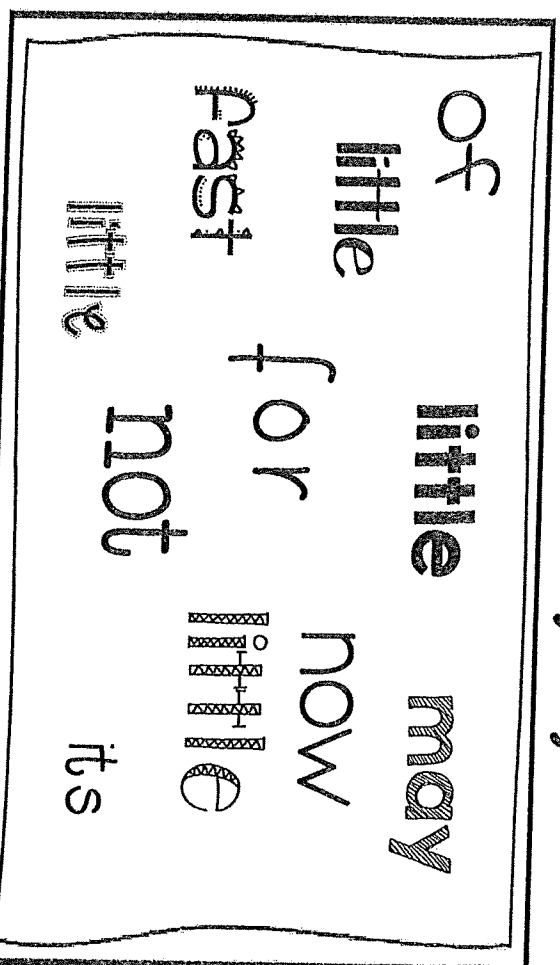
l	i	t	t	e
o	o	o	o	o



Decorate it!




Highlight it!




Let's Learn The Word:

Trace & Write

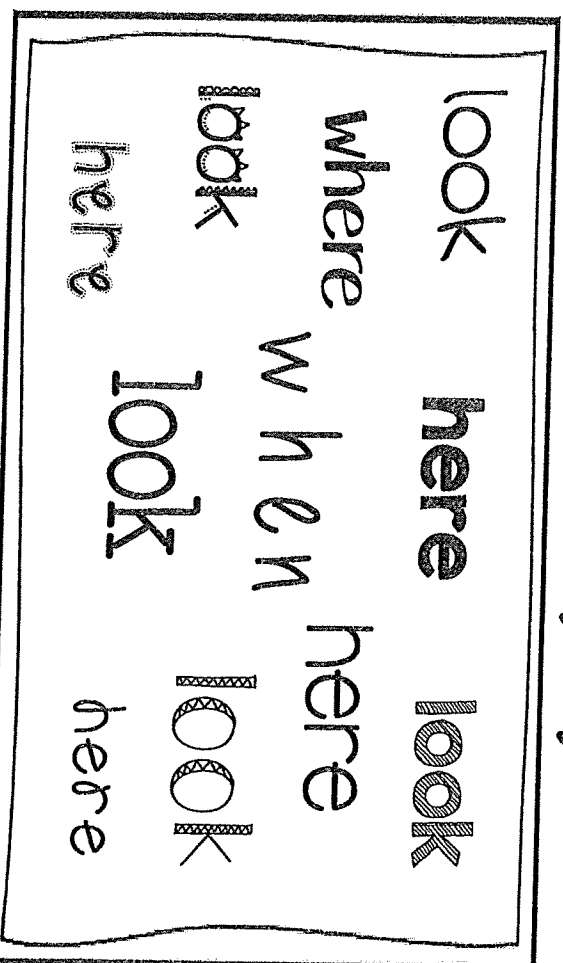
look look look



Decorate it!



Highlight it!




Let's Learn The Word:

Trace & Write

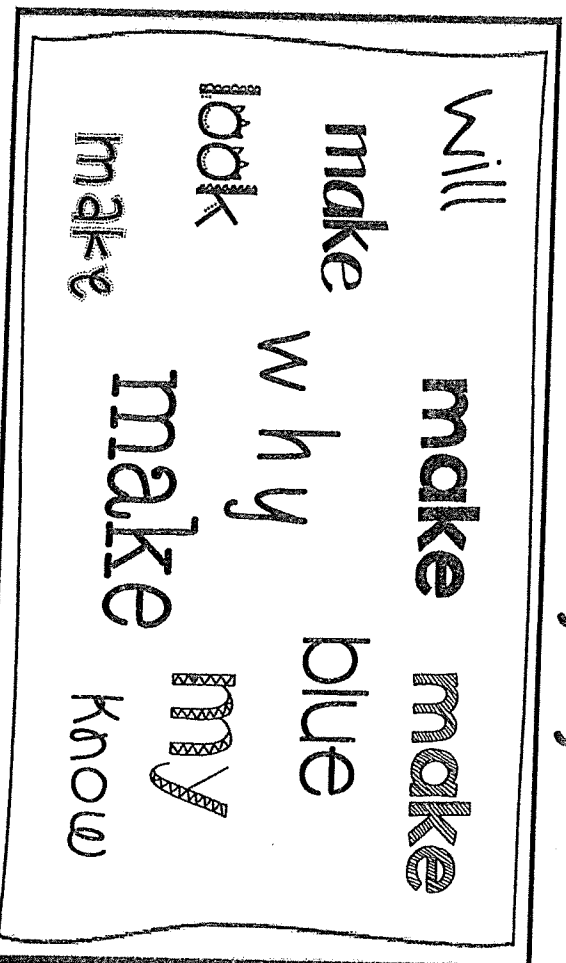
make make



Decorate it!




Highlight it!




Let's Learn The Word:

Trace & Write

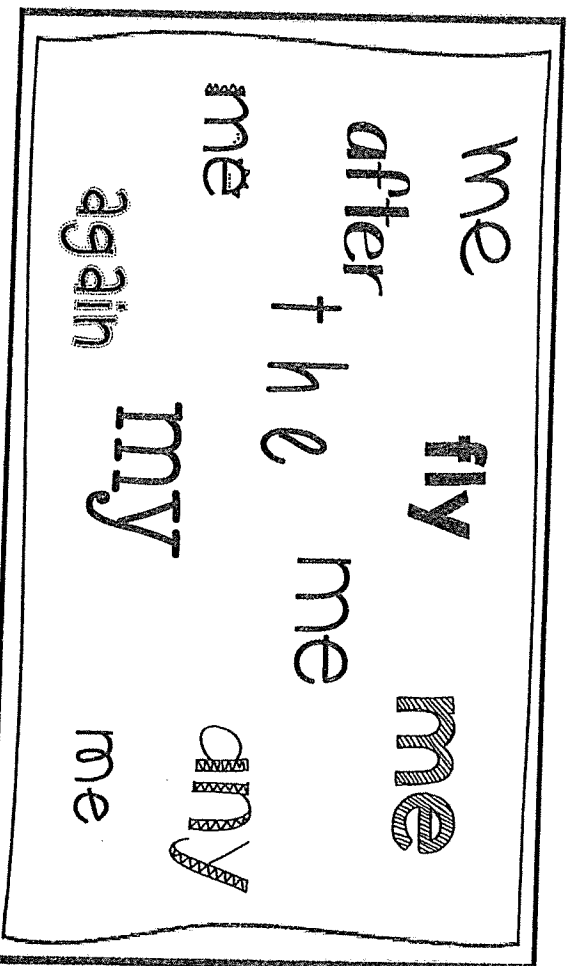
Handwriting practice lines for the letter 'e'.



Decorative




Highnight




Let's Learn The Word:

Trace & Write


my my my my



Decorate it!



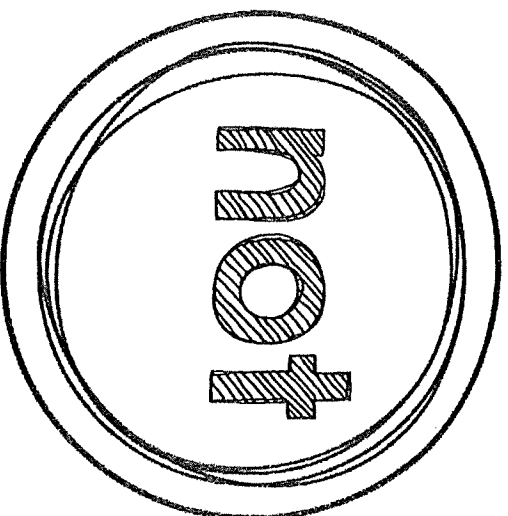
Highlight it!




Let's Learn The Word:

Trace & Write

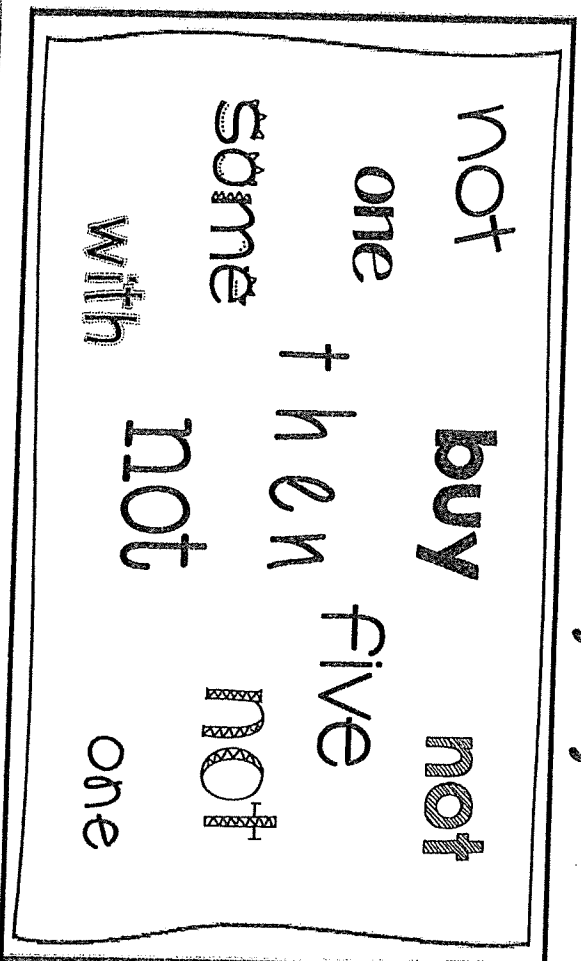
not not not



Decorate it!



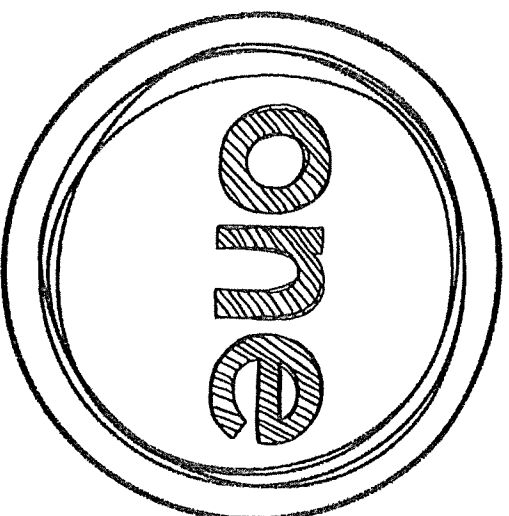
Highlight it!




Let's Learn The Word:

Trace & Write

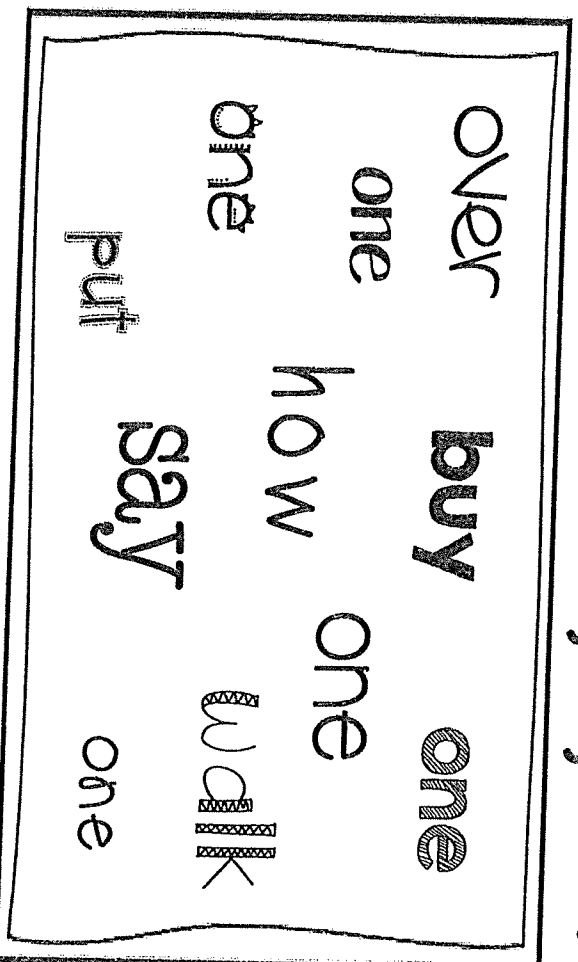
one one one



Decorate it!




Highlight it!




Let's Learn The Word:

Trace & Write

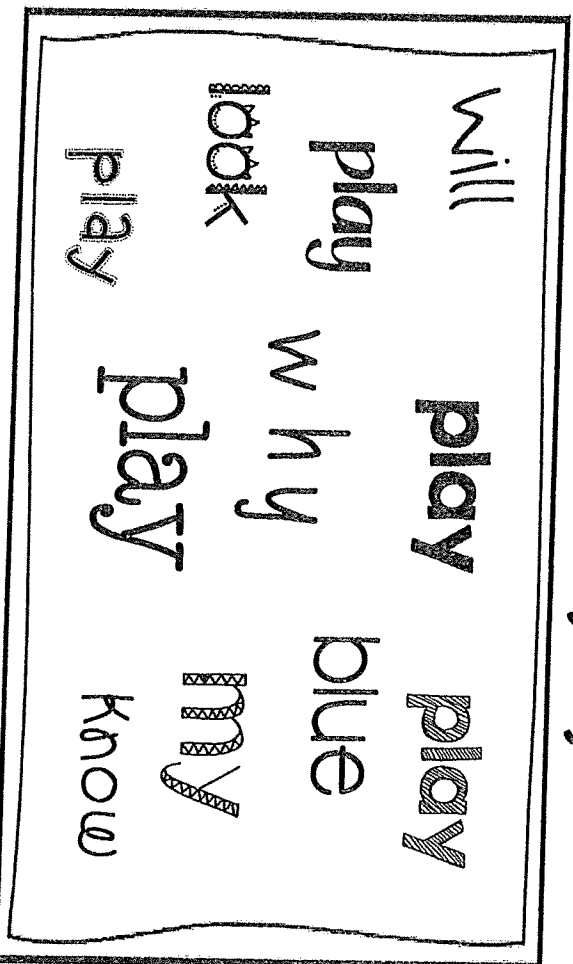
play play play



Decorate it!




Highlight it!




Let's Learn The Word:

Trace & Write

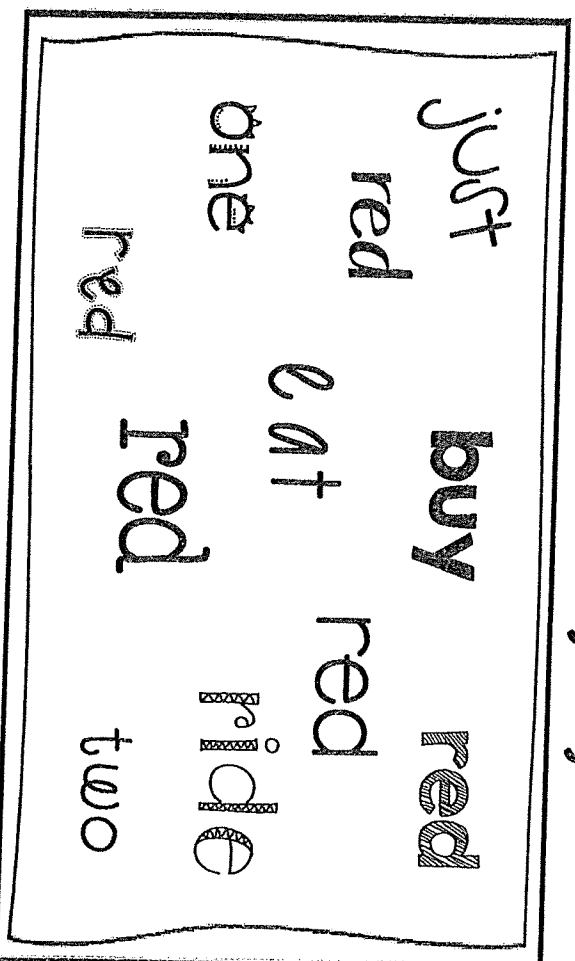
red red red



Decorate it!



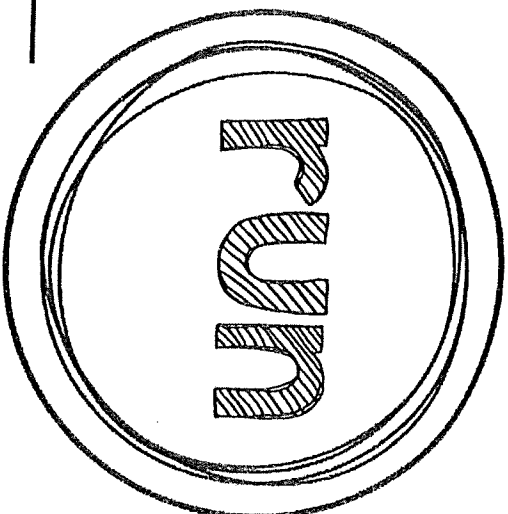
Highlight it!




Let's Learn The Word:

Trace & Write

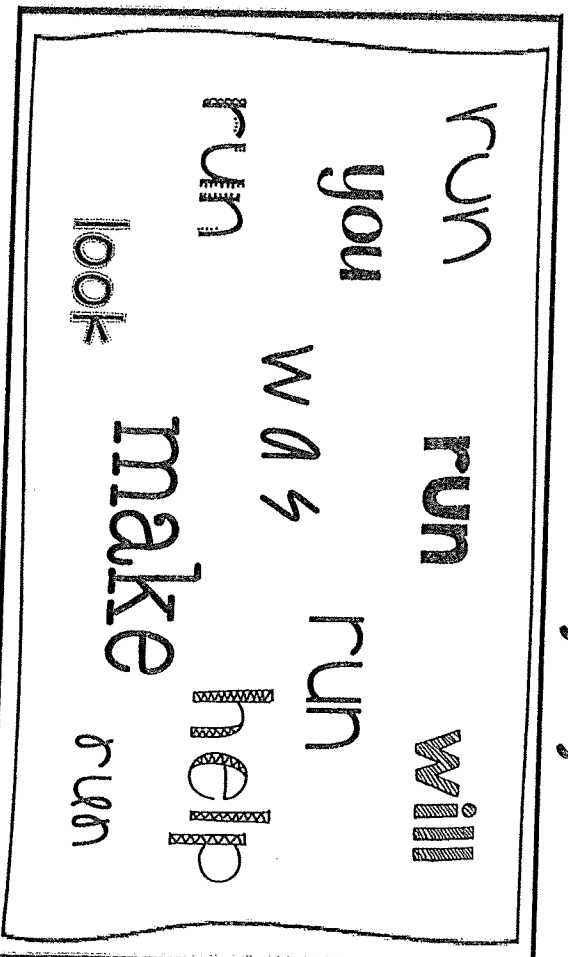
run run run



Decorate it!



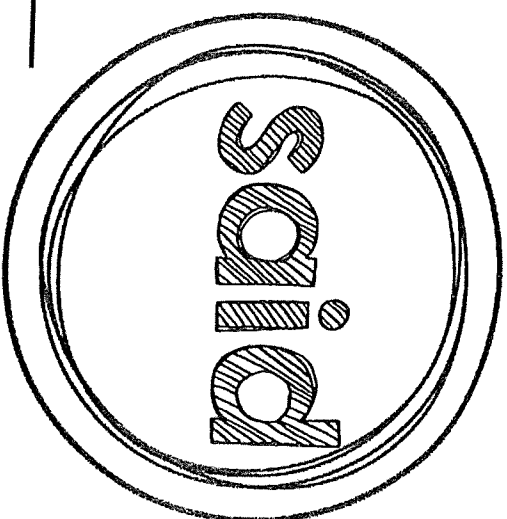
Highlight it!




Let's Learn The Word:

Trace & Write

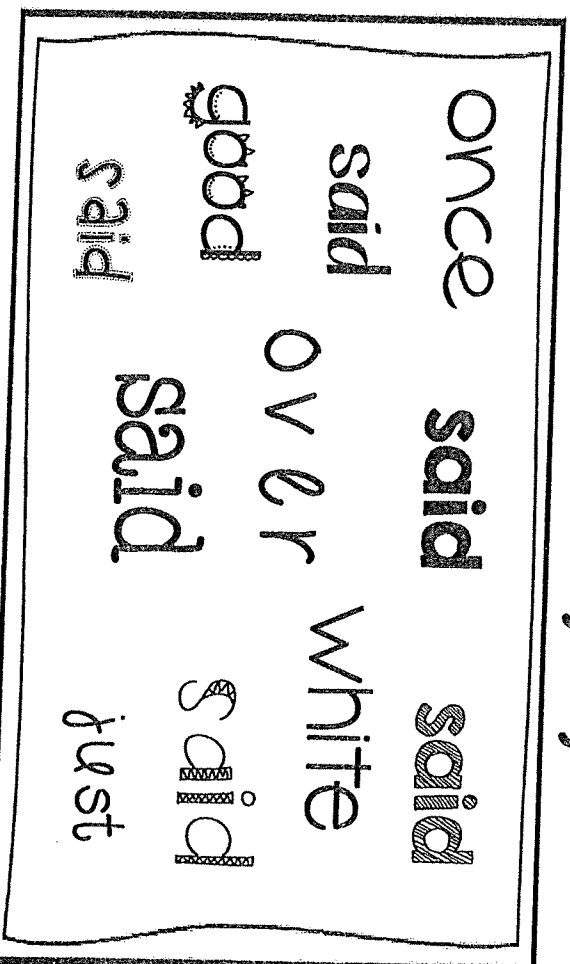
said said said



Decorate it!




Highlight it!




Let's Learn The Word:

Trace & Write

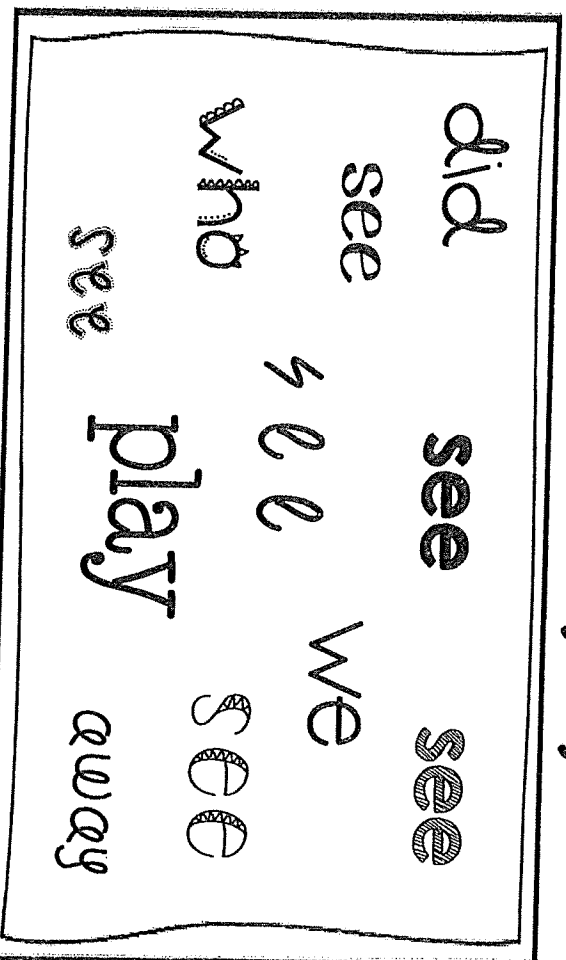
see see see



Decorate it!



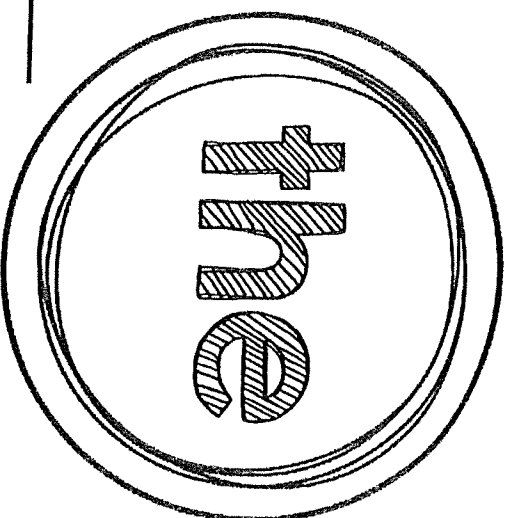
Highlight it!




Let's Learn The Word:

Trace & Write

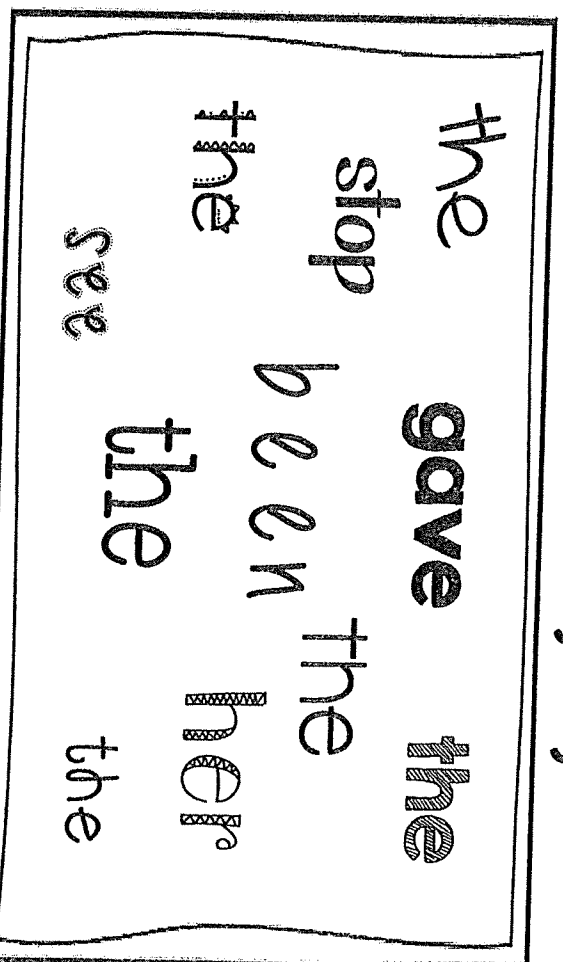
the the the



Decorate it!



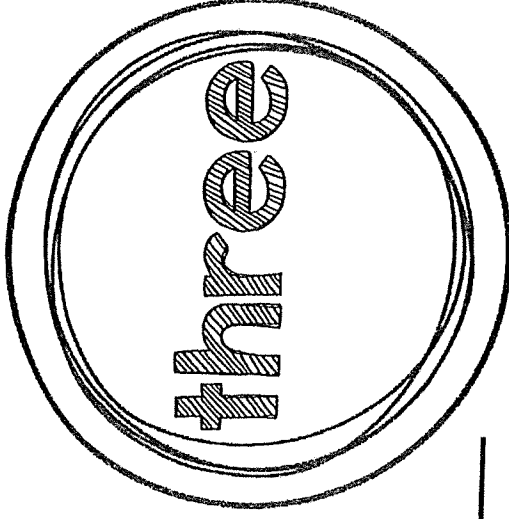
Highlight it!



Let's Learn The Word:


Trace & Write

three three



Highlight it!

Decorate it!




fast three live
three our now
fast three
three not once

Let's Learn The Word:


Trace & Write

to to to to to to to to



Highlight it!

Decorate it!

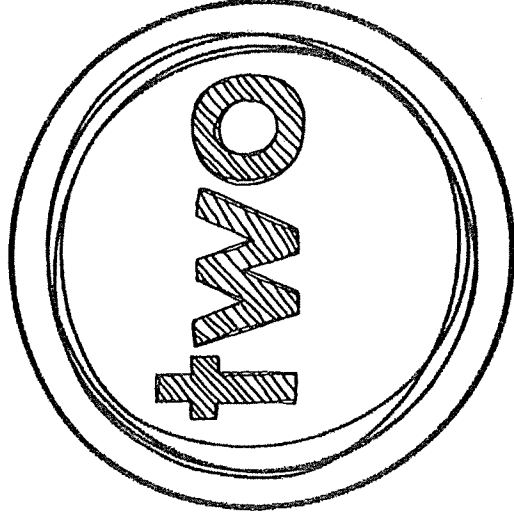


well to five
yellow what on to
to black to brown

Let's Learn The Word:


Trace & Write

two two two



Highlight it!


Decorate it!



two gave two
where two now two
two white could
came

Let's Learn The Word:


Trace & Write



up up up up up up

Highlight it!

Decorate it!



must up ask
open said up
up that up

Let's Learn The Word:


Trace & Write

we we we we



Highlight it!

Decorate it!

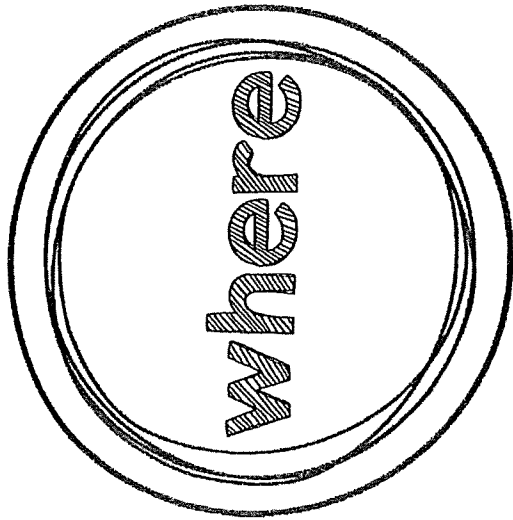


we don't we
we by does we
yes We
they two

Let's Learn The Word:


Trace & Write

where where



Highlight it!

Decorate it!

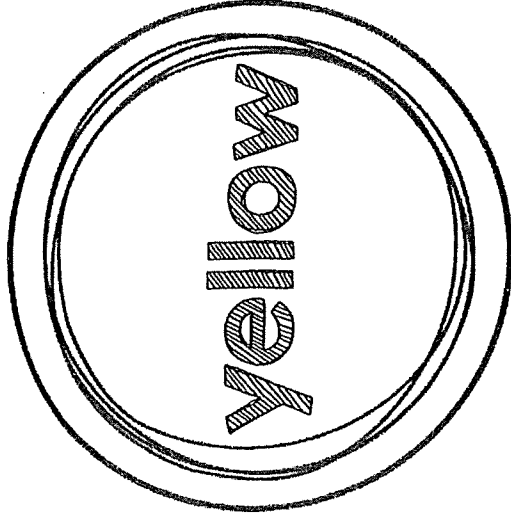


want where how
where our yellow
came where how
where where how

Let's Learn The Word:


Trace & Write

yellow yellow



Highlight it!

Decorate it!

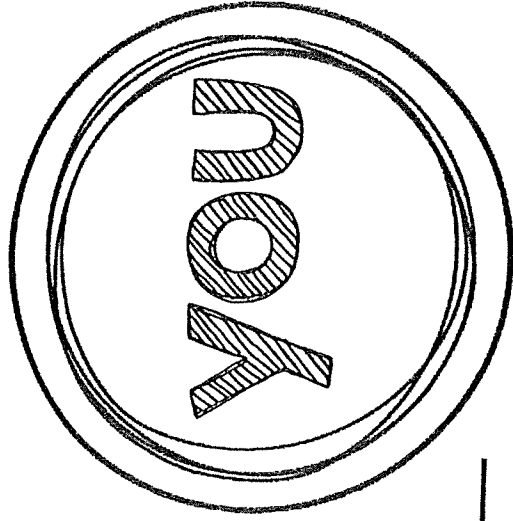


yellow why how
where our yellow where
yellow buy yellow
going

Let's Learn The Word:


Trace & Write

you you you



Highlight it!

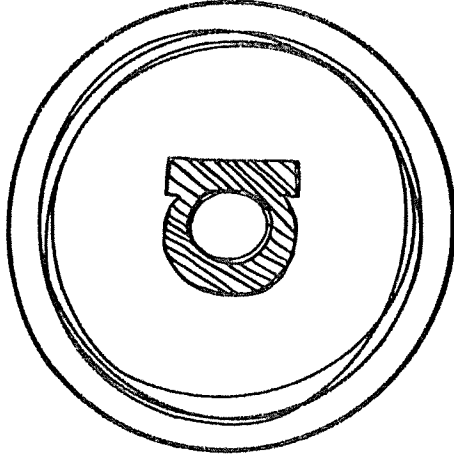
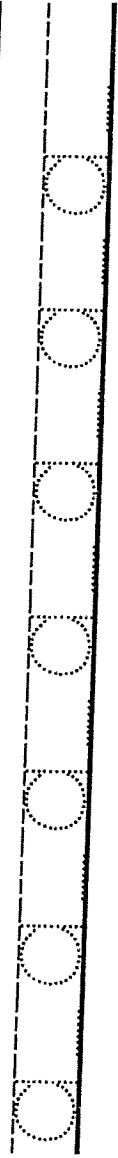
Decorate it!




you this you
while two now
you you you
three before

Let's Learn The Word:

Trace & Write



Decorate it!



Highlight it!

